

ARYAVART INTERNATIONAL UNIVERSITY

Tilthai, Dharmanagar, North Tripura-799250

Syllabus for B Sc (IT)

Semester 1

Theory									
Course Code	Topic	L	T	P	Credit	Theory Marks	Internal Marks	Practical Marks	Total Marks
24CS101	Fundamentals of IT	4	0	0	4	70	30	0	100
24CS102	C Programming	4	0	0	4	70	30	0	100
24MT101	Discrete Mathematical Structure	4	0	0	4	70	30	0	100
24EN102	Business Communication	3	1	0	4	70	30	0	100
24CM101	Accounting and Financial Management	4	0	0	4	70	30	0	100
Practical									
24CS191	IT Lab	0	0	2	2	0	30	70	100
24CS192	C Programming Lab	0	0	2	2	0	30	70	100
Total					24	350	210	140	700

विद्याधनं सर्वधनप्रधानं

Detailed Syllabus

FUNDAMENTALS OF IT

Code: 24CS101

Max Marks: 70

UNIT I

(12 Hrs)

Fundamentals of Computers: Definition and Characteristics of Computer System. Computer Generation from First Generation to Fifth Generation. Classifications of Computers: Micro, Mini, Mainframe and super computers.

Computer Hardware: Major Components of a digital computer, Block Diagram of a computer, Input-output devices, Description of Computer Input Units, Output Units, CPU.

Computer Memory: Memory Hierarchy, Primary Memory – RAM and its types, ROM and its types, Secondary Memory, Cache memory. Secondary Storage Devices - Hard Disk, Compact Disk, DVD, Flash memory.

UNIT II

(12 Hrs)

Interaction with Computers: Computer Software: System software: Assemblers, Compilers, Interpreters, linkers, loaders.

Application Software: Introduction to MS Office (MS-Word, MS Power point, MS-Excel).

Operating Systems: Elementary Operating System concepts, Different types of Operating Systems.

DOS: Booting sequence; Concepts of File and Directory, Types of DOS commands.

Computer Languages: Introduction to Low-Level Languages and High-Level Languages.

UNIT III

(12 Hrs)

Computer Number System: Positional and Non-positional number systems, Binary, Decimal, Octal and Hexadecimal Number Systems and their inter-conversion.

Binary Arithmetic: Addition, subtraction, multiplication and division. Use of complement method to represent negative binary numbers, 1's complement, 2's complement, subtraction using 1's complement and 2's complement. Introduction to Binary Coded Decimal (BCD), ASCII Codes, EBCDIC codes.

UNIT IV

(10 Hrs)

Computer Network & Internet: Basic elements of a communication system, Data transmission modes, Data Transmission speed, Data transmission media, Digital and Analog Transmission, Network topologies, Network Types (LAN, WAN and MAN), Basics of Internet and Intranet.

Internet: Terminologies related to Internet: Protocol, Domain name, Internet Connections, IP address, URL, World Wide Web. Introduction to Client-Server Model, Search Engine, Voice over Internet Protocol (VOIP), Repeater, Bridge, Hub, Switch, Router, Gateway, Firewall, Bluetooth technology.

Advanced Trends in IT Applications: Brief Introduction to Cloud Computing, Internet of Things, Data Analytics, AI and Machine Learning.

Text Book:

1. P. K. Sinha & Priti Sinha, "Computer Fundamentals", BPB Publications, 1992.
2. Anita Goel "Computer Fundamentals", Pearson.

Reference Books:

1. B. Ram, "Computer fundamentals Architecture and Organization", New Age Intl.
2. Alex Leon & Mathews Leon, "Introduction to Computers", Vikas Publishing.
3. Norton Peter, "Introduction to Computers", 4th Ed., TMH, 2001.
4. Vikas Gupta, "Comdex Computer Kit", Wiley Dreamtech, Delhi, 2004.

C PROGRAMMING

Code: 24CS102

Max Marks: 70

UNIT I

(8 Hrs)

Computer Programming: Basic Programming concepts, Modular programming and structured programming, Problem solving using Computers, Concept of flowcharts and algorithms.

Overview of C: Introduction, Importance of C, Sample C Programs, Basic structure of C programs, Programming style, Executing a C Program.

Constants, Variables and Data types: C Tokens, keywords, and identifiers, constants, variables, datatypes, declaration of variables, assigning values to variables, defining symbolic constants.

Operators and Expressions: Arithmetic operators, Relational operators, Logical operators, Assignment operators, increment and decrement operators, conditional operator, bitwise operators, type conversion in expressions, operator precedence and associativity.

Mathematical functions.

UNIT II

(12 Hrs)

Input and Output statements, reading a character, writing a character, formatted input, formatted output statements.

Decision-making, Branching and Looping : Decision making with IF statement, simple IF statement, The IF-ELSE statement, nesting of IF .. ELSE statements, The ELSE -IF ladder, The switch statement, The operator, The GOTO statement, The WHILE statement, The DO statement, The FOR statement, Jumps in loops.

UNIT III

(10 Hrs)

Arrays: One dimensional arrays, Two-dimensional arrays, Initializing arrays, Programs based on arrays such as sorting, Fibonacci sequence, Matrix operations, etc.

Handling of Characters and Strings: Declaring and initializing string variables, Reading string from terminal, Writing string to screen, Arithmetic operations on characters, Putting strings together. Comparison of two strings, Character and string handling functions.

UNIT IV

(8 Hrs)

User defined functions: Need for user-defined functions, A multi-functional program, The form of 'C' function, Return values and their types, Calling a function, Category of functions: No arguments and no return values, Arguments but no return values, Arguments with return values, Nesting of functions, Recursion, Functions with arrays as parameters.

UNIT V

(5 Hrs)

Structure and Union: Structure definition, Giving values to members, Structure initialization; Comparison of structure variables, Array of structures, Array within structure, Union.

Pointers: Understanding pointers, Accessing the address of variables, Declaring and initializing pointers, Accessing a variable through its pointer.

Text Book:

1. Kamthane, Programming with ANSI and Turbo C; Pearson Education 2003

Reference Books:

1. E.Balaguruswamy. : Programming in ANSI C", Tata McGraw-Hill (1998)
2. Yeshvant Kanetkar: "Let us C"
3. V.Rajaraman.: "Programming in C", PHI (EEE) (2000)
4. Rajesh Hongal : "Computer Concepts & C language"
5. Brain Kernighan & Dennis M. Ritchie "ANSI C Programming" (PHI)

ARYAVART INTERNATIONAL UNIVERSITY
Tilthai, Dharmanagar, North Tripura

DISCRETE MATHEMATICAL STRUCTURE

Code: 24MT101

Max Marks: 70

UNIT I

(13 Hrs)

SETS: Sets, Subsets, Equal Sets, Universal Sets, Finite and Infinite Sets, Operations on Sets: Union, Intersection difference and Complements of Sets, Algebra of sets, Cartesian product, Simple applications.

RELATION AND FUNCTIONS: Properties of Relations, Equivalence Relation, Partial Order Relation, Composition of relations and Representation of relations using digraph and Matrix, Function: Domain and Range, onto, into and One to One Functions, Composite and Inverse Functions, Hashing functions, Recursive function.

PROPOSITIONAL LOGIC: Introduction, Proposition, First order logic, Basic logical operations, Truth tables, Tautologies, Contradictions, Algebra of Propositions, Logical implications, Logical equivalence, Predicates, Universal and existential quantifiers.

UNIT II

(10 Hrs)

PARTIAL ORDER RELATIONS AND LATTICES: Partial Order Sets, Totally ordered set, Representation of POSETS using Hasse diagram, Chains, Maximal and Minimal elements, Greatest lower bound, least upper bound, Lattices and Algebraic Structure, Principle of Duality, Elementary Properties of Lattices, Atoms. Sub lattices, Bounded lattice, Distributed & Complemented Lattices, Isomorphic lattices. Boolean lattice.

UNIT III

(11 Hrs)

COMBINATORICS: Introduction, Basic Counting Principles, Permutations, Permutations of things not all different, Circular Permutations, Combinations, Restricted Permutations and Combinations, Derangement, Pascal's Triangle, Binomial Theorem (only for natural Numbers).

RECURRENCE RELATIONS: Introduction, Order of Recurrence Relations, Degree of Recurrence Relations, Linear Homogeneous Recurrence Relations, Non Homogeneous Recurrence Relations, Solution of linear homogeneous and non-homogeneous recurrence relations.

UNIT IV

(10 Hrs)

GRAPHS: Introduction, Degree of a vertex of a graph, Handshaking Theorem, Types of Graphs, Sub graph, Matrix representation of a graph: adjacent and incidence matrices, Isomorphic graphs, Path and circuit (Floyd's and Warshall algorithms), Connected graph, Hamiltonian graph, Euler graph, Graph coloring (Vertex, Edges and Map).

Text Book:

1. Rosen, K.H., Discrete Mathematics and its Applications, McGraw Hill Education, 8th edition 2021
2. Kolman, Busby and Ross, "Discrete Mathematical Structures", Pearson, 10th edition 2015
3. Babu Ram, "Discrete Mathematics", Pearson Education, 1st edition 2010

Reference Books:

1. D. S. Malik, M. K. Sen, "Discrete Mathematics" Cengage Learning, 2012
2. RB2. S.K. Sarkar "A Text Book of Discrete Mathematics" S. Chand Publications, 9th edition 2019
3. RB3. Singh J. P. "Discrete Mathematics for Undergraduates" ANE Books, 1st edition, 2013
4. RB4. Tremblay J.P. and Manohar, R., "Discrete Mathematical Structures with Applications to Computer Science" Tata McGraw Hill

BUSINESS COMMUNICATION

Code: 24EN102

Max Marks: 70

UNIT I

(10 Hrs)

Concepts and Fundamentals: Introduction to Technical Communication, Need and importance of communication, Channel, Distinction between general and technical communication, Nature and features of technical communication, Seven Cs of communication, Types of Technical communication, Style in technical communication, Technical communication skills, Language as a tool of Communication, History of development of Technical Communication, Computer Aided Technical Communication

UNIT II

(12 Hrs)

Oral Communication: Principles of effective oral communication, Introduction of Self and others, Greetings, Handling Telephone Calls Interviews: Meaning & Purpose, Art of interviewing, Types of interview, Interview styles, Essential, Techniques of interviewing, Guidelines for Interviewer, Guidelines for interviewee. Meetings: Definition, Kind of meetings, Agenda, Minutes of the Meeting, Advantages and disadvantages of meetings/committees, Planning and organization of meetings. Project Presentations: Advantages & Disadvantages, Executive Summary, Charts, Distribution of time (presentation, questions & answers, summing up), Visual presentation, Guidelines for using visual aids, Electronic media (power-point presentation). The technique of conducting Group Discussion and JAM session.

UNIT III

(12 Hrs)

Written Communication: Overview of Technical Writing: Definition and Nature of Technical Writing, Basic Principles of Technical Writing, Styles in Technical Writing.

Note – Making, Notice, E-mail Writing.

Writing Letters: Business letters, Persuasive letters- Sales letters and complaint letters, Office memorandum, Good news and bad news letters.

Report Writing: Definition & importance; categories of reports, Elements of a formal report, style and formatting in report.

Special Technical Documents Writing: Project synopsis and report writing, Scientific Article and Research Paper writing, Dissertation writing: Features, Preparation and Elements.

Proposal Writing: Purpose, Types, characteristics and structure.

Job Application: Types of application, Form & Content of an application, Drafting the application, Preparation of resume.

UNIT IV

(10 Hrs)

Soft Skills: Business Etiquettes – Professional Personality, Workplace Protocols, Cubicle. Non-Verbal Communication: Kinesics and Proxemics, Paralanguage.

Interpersonal Skills.

Language Skills: Improving command in English, improving vocabulary, Choice of words, Common problems with verbs, Adjectives, adverbs, Pronouns, Tenses, Conjunctions, Punctuations, Prefix, Suffix, Idiomatic use of prepositions. Sentences and paragraph construction, Improve spellings, Common errors and misappropriation, Building advanced Vocabulary (Synonyms, Antonyms), Introduction to Business English.

Text Book:

1. Kavita Tyagi and Padma Misra , “Advanced Technical Communication”, PHI, 2011
2. P.D.Chaturvedi and Mukesh Chaturvedi, “Business Communication – Concepts, Cases and Applications”, Pearson, second edition.
3. Rayudu, “C. S- Communication”, Himalaya Publishing House, 1994.
4. Asha Kaul, “Business Communication”, PHI, second edition.

ARYAVART INTERNATIONAL UNIVERSITY
Tilthai, Dharmanagar, North Tripura

Reference Books:

1. Raymond Murphy, “Essential English Grammar- A self-study reference and practice book for elementary students of English” , Cambridge University Press, second edition.
2. Manalo, E. & Fermin, V. (2007). Technical and Report Writing. ECC Graphics. Quezon City.
3. Kavita Tyagi and Padma Misra , “Basic Technical Communication”, PHI, 2011.
4. Herta A Murphy, Herbert W Hildebrandt and Jane P Thomas, “Effective Business Communication”, McGraw Hill, seventh edition.



ACCOUNTING AND FINANCIAL MANAGEMENT

Code: 24CM101

Max Marks: 70

UNIT I (15 Hrs)
Introduction – Principles – Concepts & Conventions – Double entry system of accounting – Journal – Ledger. Preparation of trial balance. Subsidiary Books with special reference to simple cash book and three column cash book.

UNIT II (12 Hrs)
Final accounts of sole trader: Adjusting entries, Including reserve for bad debts, Reserve for discount on debtors and creditors, Preparation of final accounts.

UNIT III (08 Hrs)
Introduction – Meaning, Scope, Functions of finance manager. Unit Costing: Preparation of cost sheet.

UNIT IV (12 Hrs)
Ratio analysis: Meaning of ratio – Advantages – disadvantages – types of ratio – usefulness – liquidity ratios – profitability ratios, Efficiency ratios, Solvency ratios.(Theoretical concepts) Funds Flow Statement: Meaning – concepts of funds flow. Cash flow statement :Meaning, Need – Simple problems on cash flow statement.

UNIT V (10 Hrs)
Marginal Costing: Meaning – Definition – Concepts in marginal costing – Marginal equations – P / V ratio – B.E.P – Margin of safety – Sales to earn a desired profit – Problems on above Budgetary control: Meaning – Definition – Preparation of flexible budget and cash budget.

Text Book:

1. Financial Accounting, Ashis Bhattacharya, prentice-Hall India Publication.
2. Prasanna Chandra, Financial Management, Tata McGraw Hill Publications

Reference Books:

1. “Book Keeping and Accountancy” Choudhari, Chopde.
2. “Cost Accounting”: Choudhari, Chopde.
3. “Financial Management” Text and Problems: M.Y.Khan, P.K. Jain.
4. “Financial Management Theory & Practice” Prasanna Chandra Tata McGraw Hill.
5. Managerial Economics & Financial Analysis, Siddiqui S.A. Siddiqui A.S. New Age.

विद्याधनं सर्वधनप्रधानं

C PROGRAMMING LAB

(BASED ON 24CS102) C Programming:

Core Practicals (Implement minimum 8 out of 10 practical)

1. Write a program to convert temperature from Celsius to Fahrenheit by taking input from the user.
2. Write a program to find the greatest number among 3 numbers given by the user.
3. Write a program to check if a given number is a prime number or not.
4. Write a program to display the following pattern up to N rows, taking the value of N from the user:

```
1
2  3
4  5  6
7  8  9  10
```

5. Write a program to input marks of 50 students using an array and display the average marks of the class.
6. Write a program to search for a number entered by the user in a given array and display the array in ascending order.
7. Write a program to check if a string is palindrome or not.
8. Write a program to add, subtract, multiply and divide two numbers using pointers.
9. Write a program to create a structure for employees containing the following data members: Employee ID, Employee Name, Age, Address, Department and Salary. Input data for 10 employees and display the details of the employee from the employee ID given by the user.
10. Write a program to create two files with names EvenFile and OddFile. Input 20 numbers from the user and save even numbers in EvenFile and odd numbers in OddFile.

Application Based Practicals (Implement minimum 5 out of 10 practicals)


11. Write a menu driven program to construct a calculator for following arithmetic operations: addition, subtraction, multiplication, division, average and percentage.
12. Write a menu driven program to perform the following operations:
 - (i) Print armstrong numbers upto N,
 - (ii) Display prime numbers between 1 to N,
 - (iii) Reverse of an integer
13. Write a program to convert a hexadecimal number into a binary number.
14. Write a program to calculate factorial of a number and display Fibonacci series upto N terms using recursive functions.
15. Write a program to perform
 - (i) matrix addition,
 - (ii) matrix multiplication, and
 - (iii) Matrix transpose on 2D arrays.
16. Write a program to make use of arrays with structures in the following ways:
 - (i) Use array as a structure data member
 - (ii) Create array of structure variables

ARYAVART INTERNATIONAL UNIVERSITY
Tilthai, Dharmanagar, North Tripura

17. Write a program to compare the contents of two files by taking names of the files through command line arguments.
18. WAP to perform I/O and make use of file positioning functions on Binary files. (using fseek, ftell, rewind functions)
19. Write a menu driven program to implement the following string operations:
 - (i) Calculate length of a string
 - (ii) Concatenate at the end of a given
 - (iii) Copy one string to another
 - (iv) Compare contents of two strings
 - (v) Copy nth character string to another
20. Write a program to read time in string format and extract hours, minutes and second also check time validity

Note:

1. In total 15 practicals to be implemented. 2 additional practicals may be given by the course instructor.
2. This is a suggestive list of programs. However, the instructor may add programs as per the requirement of the course.



ARYAVART INTERNATIONAL UNIVERSITY
Tilthai, Dharmanagar, North Tripura

IT LAB

(BASED ON 24CS101) Fundamentals of IT:

Core Practicals (Implement minimum 10 out of 15 practicals)

1. To explore the System settings - Personalisation, System, Devices, Apps, Network & Internet.
2. To practice basic DOS commands like cd, md, dir, erase, cls, copy, date etc.
3. To explore Windows Explorer functionalities like create, rename, move, delete folder and files etc.
4. To practice the use of basic formatting features - Format Painter, Indentation, Line spacing, background color, find, replace, dictate commands.
5. To practice the use of Bullets, numbering, multilevel lists and use of Table Feature- Insert table with rows and columns, draw tables, excel spreadsheet and quick tables etc.
6. To practice the use of Insert Features – add picture, Chart, SmartArt, WordArt, Equation, Symbols, Header and Footer, Page Numbering etc. and the use of Design Features – Watermark, Page color, Page Border, Themes implementation etc.
7. To practice the use of Layout Features – Margins, Orientation, Size, Columns, Indent, Spacing etc.
8. To practice the use of Mail Merge Feature to generate Envelops and Labels.
9. To practice the use of Excel basic formatting features – Wrap Text, Insert and Delete (Cells, Sheet, Row or Column), Format – Cell Height, Cell Width, Hide, Un Hide Cell, Protection, Freeze and Unfreeze panes, Macros etc.
10. To practice the use of Insert Features- Pivot Table, Pivot Chart, Picture, Chart and its formatting and Design and the use of Page Layout Features- Margins, Orientation, Page Break , Background, Height and Width of Cells.
11. To practice the use of Formula Features – user defined function, pre-defined functions – Logical, Date, Time, Maths and the use of Data Manipulation Features – Sort, Filter, Advanced Filters, Whatif analysis.
12. To practice the creation of Blank presentation and Selecting Themes and the use of the basic design features – Adding New Slides, Reuse slides, Slides layout etc.
13. To practice the use of Insert Features – add pictures, screenshots, shapes, WordArt, audio, video, date-time etc. and use of Design Features- Changing the theme of presentation, format background and design ideas.
14. To practice the use of Transition features to be applied on Slides content, setting sound, duration etc. and the use of Animation Features to be applied on presentation of Slide, set animation timings and rehearse etc.
15. To practice the use of Slide Show Features – Custom Slide Show, Rehearse Timing etc.

Application Based Practicals (Implement minimum 5 out of 8 practicals)

16. Create a Folder by your name in your system, store all the work done in this semester inside that folder.
17. Create your Resume using basic formatting features like : table, bullets, WordArt etc.
18. Design an Invitation to Birthday Party using mail merge features send the invitation to 10 friends.
19. Write an Article for Magazine with 3 columns and hyperlink.
20. Create your own marksheet using basic formatting features.

ARYAVART INTERNATIONAL UNIVERSITY
Tilthai, Dharmanagar, North Tripura

21. Create a list of marks of 10 students create charts and pivot table.
22. Prepare a Sales summary and use features like sort, filter etc. to manipulate the data.
23. Create a Power Point Presentation on any topic of your choice using animation and transition features.

Note:

1. **In total 15 practical to be implemented. 2 additional practicals may be given by the course instructor.**
2. **This is a suggestive list of programs. However, the instructor may add programs as per the requirement of the course.**

Theory Paper

Total: 100 Marks
External: 70 Marks
Internal: 30 Marks

External : 70 Marks

10 Question (MCQ): 1 marks each (1x10 = 10)
Answer any 6 out of 8 (Very Short 20-30 Words): 2 marks each (2x6 = 12)
Answer any 6 out of 8 (Short 50-70 Words): 3 marks each (3x6 = 18)
Answer any 6 out of 8 (Long 100-120 Words): 5 marks each (5x6 = 30)

Internal : 30 Marks

Two Internal Assessment Examinations will be conducted, each carrying 50 marks. The higher of the two scores will be considered for the final assessment.

Practical: 100 Marks
External: 70 Marks
Internal:30 Marks

External (Two programs) : 70 Marks

Program Writing: 10 + 10 Marks
Algorithm & Flowchart : 5 + 5 Marks
Program Execution: 15 + 15 Marks
Viva: 10 Marks

विद्याधनं सर्वधनप्रधानं

Internal Assessment (30 Marks)

Internal Assessment Examinations will be conducted, carrying 50 marks

Record: 5 Marks
Attendance: 5 Marks
Program Writing: 15 Marks
Program Execution: 15 Marks
Viva: 10 Marks

ARYAVART INTERNATIONAL UNIVERSITY

Tilthai, Dharmanagar, North Tripura-799250

Syllabus for B Sc (IT)

Semester 2

Theory									
Course Code	Topic	L	T	P	Credit	Theory Marks	Internal Marks	Practical Marks	Total Marks
24CS201	Data Structure And Algorithm Using 'C'	4	0	0	4	70	30	0	100
24CS202	Database Management System	4	0	0	4	70	30	0	100
24CS302	Computer Organization and Architecture	4	0	0	4	70	30	0	100
24GN201	Human Values and Ethics	2	0	0	2	70	30	0	100
Skill Enhancement Course (SEC-1) (Choose any one)									
24CS211	Front End Design Tool Lab VB.Net	2	0	1	3	0	30	70	100
24CS212	Statistical Analysis using Excel	2	0	1	3	0	30	70	100
24CS213	Designing Lab Photoshop	2	0	1	3	0	30	70	100
Practical									
24CS291	Data Structures Using C Lab	0	0	2	2	0	30	70	100
24CS292	Database Management System Lab	0	0	2	2	0	30	70	100
Total					21	280	210	210	700



विद्याधनं सर्वधनप्रधानं

Detailed Syllabus

DATA STRUCTURE AND ALGORITHM USING C

Code: 24CS201

Max Marks: 70

Course Objective: The "Data Structure" course aims to equip students with a deep understanding of organizing, managing, and storing data efficiently. It covers fundamental concepts such as arrays, linked lists, stacks, queues, trees, and graphs, focusing on their implementation and applications. Students will also learn to analyze and optimize algorithms for better performance.

UNIT I

(14 Hrs)

Linear Data Structures- Static: Introduction to Algorithms- Attributes, Design Techniques, Time Space Trade Off, Data Structures, Classification and Operations of Data Structures.

Arrays: Single Dimension, Two-Dimension and Introduction to Multi Dimensions, Memory Representation, Address Calculation, Sparse Matrices- Types, Representation.

Searching and Sorting: Linear and Binary Search, Selection Sort, Bubble Sort, Insertion Sort, Merge Sort, Elementary Comparison of Searching and Sorting Algorithms.

Hashing: Hash Table, Hash Functions, and Collision Resolution.

UNIT II

(10 Hrs)

Linear Data Structures- Dynamic

Introduction: Dynamic Memory Allocation, Dynamic Memory versus Static Memory Allocation.

Linked List Types: Singly Linked List, Doubly Linked List, Header Linked List, Circular Linked List.

Operations: Creation, Insertion, Deletion, Modification, Searching, Sorting, Reversing, and Merging.

UNIT III

(9 Hrs)

Abstract Data Types:

Stacks: Introduction, Static and Dynamic Implementation, Operations, Applications- Evaluation and Conversion between Polish and Reverse Polish Notations.

Queues: Introduction, Static and Dynamic Implementation, Operations, Types- Linear Queue, Circular Queue, Doubly Ended Queue, Priority Queue.

UNIT IV

(11 Hrs)

Non Linear Data Structures:

Introduction to Graphs: Notations & Terminologies, Representation of Graphs- Adjacency Matrix, Incidence Matrix and Linked Representation.

Trees: Notations & Terminologies, Memory Representation, Binary Trees Types- Complete, Full, Strict, Expression Binary Tree, Tree Traversals (Recursive), Binary Search Tree and Basic Operations.

Introduction and Creation (Excluding Implementation): AVL Tree, Heap Tree, M- Way Tree, and B Tree.

Text Book:

1. Schaum's Outline Series, "Data Structures", TMH, Special Indian Ed., Seventeenth Reprint, 2014.
2. Y. Langsam, M. J. Augenstein and A.M. Tanenebaum, "Data Structures using C and C++", Pearson Education India, Second Edition, 2015.
3. D. Samanta, "Classic Data Structures", PHI, Second Edition, 2009.

Reference Books:

1. Ashok N Kamthane "Introduction to Data Structures in C", Pearson, Third Edition, 2009.
2. E. Horowitz and S. Sahni, "Fundamentals of Data Structures in C". Universities Press, Second edition, 2008.
3. D. Malhotra and N. Malhotra, "Data Structures and Program Design using C", Laxmi Publications, Indian adapted edition from Mercury Learning and Information-USA, First edition, 2018.

ARYAVART INTERNATIONAL UNIVERSITY
Tilthai, Dharmanagar, North Tripura

4. Y. Kanetkar "Data Structures through C", BPB Publication, Third Edition, 2019.
5. R.F. Gilberg and B. A. Frouzan. "Data Structures: A Pseudo code Approach with C", Thomson Learning, Second Edition, 2004.
6. A. K. Rath, and A. K. Jagadev, "Data Structures and Program Design Using C", Scitech Publications, Second Edition, 2011.

DATABASE MANAGEMENT SYSTEM

Code: 24CS202

Max Marks: 70

Course Objective: The "Database Management System (DBMS)" course provides students with a comprehensive understanding of designing, managing, and using databases efficiently. It covers core concepts like relational models, SQL, normalization, and transaction management. Students will also learn database design and optimization for real-world applications.

UNIT I

(10 Hrs)

Introduction: An overview of database management system, Characteristics of database approach, DBMS architecture, client/server, data Models, Introduction to Distributed Data processing, schema and instances, data independence.

Data Modelling using Entity Relationship Model: Basic introduction about the terminologies like Entity, Entity types, Entity set, Notation for ER diagram, Attributes and keys, Types of attributes (composite, derived and multi-valued attributes) and keys (Super Key, candidate key, primary key), Relationships, Relation types, Weak entities, Enhanced E-R, Specialization and Generalization.

UNIT II

(13 Hrs)

Introduction to SQL: Overview, Characteristics of SQL. Advantage of SQL, SQL data types and literals.

Types of SQL commands: DDL, DML, DCL. Basic SQL Queries.

Logical operators: BETWEEN, IN, AND, OR and NOT.

Null Values: Disallowing Null Values, Comparisons Using Null Values.

Integrity constraints: Primary Key, Not NULL, Unique, Check, Referential key.

Introduction to Nested Queries Correlated Nested Queries, Set-Comparison Operators, and Aggregate Operators: The GROUP BY and HAVING Clauses.

Joins: Inner joins, Outer Joins, Left outer, Right outer, full outer joins.

Overview of other SQL Objects: Views, Sequences, Indexes, Triggers and stored procedure.

UNIT III

(12 Hrs)

Relational Data Models: Relational model terminology domains, Attributes, Tuples, Relations, Characteristics of relations, Relational constraints Domain constraints, Key constraints and Constraints on null, Relational DB schema. Codd's Rules.

Relational Algebra: Basic operations selection and projection.

Set Theoretic Operations: Union, Intersection, Set difference and division (Order, Relational calculus: Domain, Tuple, Well Formed Formula, Specification, Quantifiers).

Join operations: Inner, Outer, Left outer, Right outer, and Full outer join.

ER to relational mapping: Steps to map ER diagram to relational schema.

Data Normalization: Functional dependencies, Armstrong's inference rule, & Normalization (Up to BCNF)

UNIT IV

(9 Hrs)

Transaction Processing: Definition of Transaction, Desirable ACID properties.

Database recovery and Database Security: System failure, Backup & recovery Techniques, Authentication, Authorization.

Overview of Query by Language, No SQL databases.

ARYAVART INTERNATIONAL UNIVERSITY
Tilthai, Dharmanagar, North Tripura

Text Book:

1. R. Elmars and SB Navathe, "Fundamentals of Database Systems", Pearson, 5th Ed.
2. Singh S. K., "Database System Concepts, design and application", Pearson Education [TB3] TB3.
3. Ramakrishnan and Gherke, "Database Management Systems", TMH.
4. Bipin Desai, "An Introduction to Database Systems", Galgotia Publications, 1991.

Reference Books:

1. Abraham Silberschatz, Henry Korth, S. Sudarshan, "Database Systems Concepts", 6th Edition, McGraw Hill, 2010.
2. Jim Melton, Alan Simon, "Understanding the new SQL: A complete Guide", Morgan Kaufmann Publishers, 1993.
3. A. K. Majumdar, P. Battacharya, "Database Management Systems", TMH, 2017.

COMPUTER ORGANIZATION AND ARCHITECTURE

Code: 24CS302

Max Marks: 70

Course Objective: The "Computer Organization and Architecture" course introduces students to the fundamental principles of computer systems. It covers topics like processor design, memory hierarchy, input/output systems, and instruction sets. Students will gain insights into how hardware and software interact to execute tasks efficiently.

UNIT I

(11 Hrs)

Boolean Algebra and Logic: Basics Laws of Boolean Algebra, Logic Gates, Simplifications of Boolean equations using K-maps SOP and POS, Don't Care condition.

Arithmetic Circuits: Adder, Subtractor, Parallel binary adder/Subtractor.

UNIT II

(11 Hrs)

Combinational Circuits: Multiplexers, De-Multiplexers, Decoders, Encoders.

Flip-flops: S-R, D, J-K, T, Clocked Flip-flop, Race around condition, Master slave Flip-Flop, Realisation of one flip-flop using other flip-flop, Applications of flip flop: Latch, Registers, and Counters (elementary treatment to be given).

UNIT III

(11 Hrs)

Data Transfer Operations: Register Transfer, Bus and Memory Transfer, Registers and micro-operations.

Basic Computer Organizations and Design: Instruction Codes, Computer Registers, Instruction Cycle, General Register Organization, Stack Organization, Instruction Formats, Addressing Modes.

UNIT IV

(11 Hrs)

Input-Output Organization: Peripheral Devices, Input-Output Interfaces, Asynchronous Data Transfer, Modes of Transfer, Priority Interrupt, Direct Memory Access (DMA).

Memory Organization: Main Memory, Auxiliary Memory, Associative Memory, Cache Memory, Virtual Memory.

Text Book:

1. Morris Mano, "Computer System Architecture", 3rd Edition, Prentice-Hall of India Private Limited, 1999.
2. Moris Mano, "Digital Logic and Computer Design", PHI Publications, 2002.

Reference Books:

1. R. P. Jain, "Modern Digital Electronics", TMH, 3rd Edition, 2003.
2. William Stallings, "Computer Organization and Architecture", 4th Edition, Prentice Hall of India Private Limited, 2001.
3. Subrata Ghosal, "Computer Architecture and Organization", Pearson 2011.
4. Malvino, "Digital Computer Electronics: An Introduction to Microcomputers", McGraw Hill.

ARYAVART INTERNATIONAL UNIVERSITY
Tilthai, Dharmanagar, North Tripura

HUMAN VALUES AND ETHICS

Code: 24GN201

Max Marks: 70

Course Objective: The "Human Values and Ethics" course aims to instill moral and ethical awareness in students, fostering responsible and compassionate behavior. It explores core human values, ethical principles, and their application in personal and professional life. Students will develop critical thinking and decision-making skills to address real-world ethical dilemmas.

UNIT I **(10 Hrs)**

Introduction to human values:

- Understanding the need, Basic guidelines, Process of Value Education.
- Understanding the thought provoking issues- Continuous happiness and Prosperity.
- Right understanding- relationship and physical facilities, Choice making- choosing, Cherishing and Acting.
- Understanding values- Personal Values, Social values, Moral values and Spiritual values, Self-Exploration and Awareness leading to Self-Satisfaction; Tools for Self-Exploration.

UNIT II **(10 Hrs)**

Harmony and role of values in family, society and human relations

- Understanding harmony in the Family- the basic unit of human interaction; Understanding values in human- human relationship; Understanding harmony in the society-human relations.
- Interconnectedness and mutual fulfilment; Coexistence in nature.
- Holistic perception of harmony at all levels of existence-universal harmonious order in society.
- Visualizing a universal harmonium order in society- undivided society (Akhand Samaj), universal order (Sarvabhaum Vyawastha)- from family to world family.

UNIT III **(11 Hrs)**

Coexistence and role of Indian Ethos:

- Interconnectedness and mutual fulfilment among the four orders of nature-recyclability and self-regulation in nature.
- Ethos of Vedanta; Application of Indian Ethos in organizations in management; Relevance of Ethics and Values in organizations in current times.

UNIT IV **(11 Hrs)**

Professional ethics

- Understanding about Professional Integrity, respect and equality, Privacy, Building Trusting relationships, Co-operation, Respecting the competence of other profession.
- Understanding about taking initiative, promoting the culture of openness, Depicting loyalty towards goals and objectives.
- Ethics at the workplace: - cybercrime, plagiarism, sexual misconduct, fraudulent use of institutional resources, etc.
- Ability to utilize the professional competence for augmenting universal human order.

Text Book:

1. "A Textbook on Professional Ethics and Human Values" by R. S. Naagarazan.
2. "A Foundation Course in Human Values and Professional Ethics" by R. R. Gaur, R. Sangal, G. P. Bagaria.
3. "Indian Ethos and Modern Management" by B. L. Bajpai New Royal Book Co., Lucknow, 2004, Reprinted 2008.

Reference Books:

1. A. N. Tripathy, 2003, "Human Values", New Age International Publishers.
2. "Human Values and Professional Ethics" by Vaishali R Khosla, Kavita Bhagat.
3. I. C. Sharma. "Ethical Philosophy of India" Nagin & co Jalandhar.

ARYAVART INTERNATIONAL UNIVERSITY
Tilthai, Dharmanagar, North Tripura

FRONT END DESIGN TOOLS LAB VB.NET

Code: 24CS211

Max Marks: 70

Course Objective: The "Front-End Design Tools Lab (VB.NET)" course focuses on developing user-friendly interfaces and interactive applications using VB.NET. Students will gain hands-on experience with designing, coding, and debugging GUI applications while mastering event-driven programming. The course emphasizes practical implementation of front-end design principles to create effective and responsive software solutions.

UNIT I

(06 Hrs)

Introduction to Visual Basic .Net Framework: .Net Architecture, Features of .Net, Advantages of .Net, .Net Framework, CLR, CTS, CLS, Assemblies, Memory management issues – Garbage Collector and collection process. Introduction to Visual Basic.Net IDE: Creating a project, Types of project in .Net, Exploring and coding a project, Solution explorer, toolbox, properties window, Output window, Object Browser.

Programming Basics: Variable, Data Types, Conditional Constructs, Loop Statements, Creating Console Application.

UNIT II

(04 Hrs)

Introduction to GUI Environment and understand the working of commonly used controls - their properties, methods and events.

UNIT III

(04 Hrs)

Introduction to Data Structures: Array, Array List, Structure and Enumeration. Introduction of Exception handling - structured and unstructured.

UNIT IV

(04 Hrs)

Procedure and function. Introduction to Object Oriented Programming: OOPS Concepts, Creation of Class, Interface and Namespace.

List of Practical

Core Practical (Implement minimum 10 out of 15 practical)

1. Create console application showing the use of conditional constructs - if, if-else, if-elseif-else, nested if, select case.
2. Create console application showing the use of loops –Do While..Loop, Do Until ... Loop, While... Wend, For ... Next, For Each ... Next.
3. Create a simple windows application showing the use of Textbox, Button, Label Controls, Radio Button, Check Box, Combo Box and List Box Controls
4. Create a windows application showing the use of Image, Timer, Panel, Scroll bar, Status Bar Controls.
5. Create an MDI application showing the use of multiple forms, toolbar, menu, status bar, Rich Text Box, Dialog Controls.
6. Create console/windows application to showing the use of Structured Exception handling- try..end try, catch, finally.
7. Create console/windows application to showing the use of Unstructured Exception handling- On Error, Resume Next etc.
8. Create console/windows application showing the use of Array class - its methods and properties.
9. Create console/windows application showing the use of Array List - its methods and properties.
10. Create console/windows application showing the use of Enumeration, Constants and Structures.
11. Create console/windows application showing the declaration and use of user defined functions.
12. Create console/windows application showing the use of different argument passing mechanism – ByVal, ByRef, Optional and Paramarray.
13. Create console/windows application showing the declaration and use of Class with Data members, Function Member, Constructor Member, Destructor Member, Event Member, Property Member, Shared Member, and Type Member.
14. Create console/windows application showing the implementation of Inheritance.
15. Create console/windows application showing the use of Polymorphism.

Application Based Practical (Implement minimum 5 out of 10 practical)


16. Write a Program to find diameter, circumference and area of circle using procedure.
17. Write a Program to find maximum between three numbers using select case and if--else.

ARYAVART INTERNATIONAL UNIVERSITY
Tilthai, Dharmanagar, North Tripura

18. Create Basic calculator with all the functionalities.
19. Create a basic Digital or Analogue Clock using Timer, Image, Button, Combo Box and other relevant controls.
20. Write a Program to find second largest element and second smallest element in an array.
21. Write a program to create an array list of 10 elements. Create a procedure to add new element at the specific location in the array list and display the updated array list.
22. Write a program to validate the username and password entered by user and create user defined exception to prompt message on three consecutive wrong password entries.
23. Create a Class Box with following private data members length, breadth, height and function get Volume, and public member functions input and output. Create an object of class and call appropriate functions.
24. Create a class Rectangle, with protected members width and height, public procedure set Width and set Height, get Area. Inherit it in another Class Shrink Rectangle with a data member shrink factor. Create object of the class and call appropriate member functions. Create appropriate class to demonstrate overloading of function 'area' for finding area of a circle, square, rectangle and a triangle.
25. Create a class Book with data members: Book Id, Book Name, Cost, Pages. Member property to add data to all its data members, function to find cost per page. Create five objects of 5 books and find total cost.

Note:

1. **In total 15 practical to be implemented. 2 additional practical may be given by the course instructor.**
2. **This is a suggestive list of programs. However, the instructor may add program as per the requirement of the course.**



STATISTICAL ANALYSIS USING EXCEL

Code: 24CS212

Max Marks: 70

Course Objective: The "Statistical Analysis Using Excel" course equips students with the skills to perform data analysis and statistical computations using Microsoft Excel. It covers key topics like data visualization, descriptive statistics, hypothesis testing, regression analysis, and forecasting. Students will gain practical experience in solving real-world problems through Excel's powerful analytical tools and functions.

UNIT I (06 Hrs)

Introduction to Statistics: Defining statistics, Importance of Statistics, application of statistics in real life scenarios. The skills and characteristics needed to deal with the data. The importance of IT tools in the usage of statistical data. MS Excel as the IT tool for dealing with statistical data. Features of MS Excel.

UNIT II (04 Hrs)

Introduction to MS Excel. Basic structure of MS Excel. Cells, range, Tabs and the importance of formulae in MS Excel for dealing with statistical data. Introduction to Data analysis tab and the various statistical features available in data analysis tab. Installing Data analysis tab. using statistical functions of MS Excel for data analysis.

UNIT III (04 Hrs)

The application of Measures of central tendency by using MS Excel. Frequency distribution, Graphical representation of data along with formatting features of various graphs. Measures of Central Tendency with its illustration in MS Excel.

UNIT IV (04 Hrs)

The measures of Dispersion by using MS Excel. The consolidation of data by using Pivot table, The Data table, Scenarios and Goal seek functions by using data to predict future scenarios. The illustration of co-relation and regression in predicting.

Text Book:

1. "Understanding Educational Statistics Using Microsoft Excel and SPSS". Edition No. 1, Martin Lee Abbott, John Wiley and Sons, Ltd, 2011.
2. "Statistics For Management Using Microsoft Excel", Ash Narain Sah, John Wiley, 2018.

Reference Books:

1. "Statistics with Microsoft Excel" by Dretzke, Beverly Jean, Prentice Hall, 2019.
2. "Applied Statistics with Microsoft Excel", Gral Keller, Cengage, 2015.

List of Practical:

1. Enter the marks of 20 students in the given order:
 - Serial number
 - Name of the student
 - Name of the college
 - Class
 - Subject-1
 - Subject-2
 - Subject-3
 - Subject-4

In a separate column, perform the following operations. Calculate the following:

- a. Total marks of all the subjects
 - b. Percentage of marks for each of the students
 - c. Allotment of grades based on the criterion:
 - If the marks are more than 75% then the result is "Pass" else "Fail"
 - d. Now in other column allot the grades based on the following criterion:
 - If the marks are more than 90% then grade is "A"
 - If the marks are more than or equal to 75 and less than 90% then the grade is "B" else the grade is "C" provided that the result is "Pass".
2. From the following table, calculate the following:

ARYAVART INTERNATIONAL UNIVERSITY
Tilthai, Dharmanagar, North Tripura

City	Number of Schools	Number of candidates
New Delhi	300	30000
Mumbai	450	45000
Bengaluru	500	48000
Chennai	480	67000
Trivandrum	459	77000

- The average number of students in the entire distribution
- The standard deviation of the distribution
- The correlation coefficient between the number of schools and the number of candidates
- The regression equation between number of students and number of candidates

3. From the following table, calculate the following:

Base City	Department	Client	Location	Nationality
New Delhi	Marketing	Adidas	New York	American
Mumbai	Advertising	Hilfiger	London	English
Bengaluru	Human Resource	Woodland	Paris	Spanish
Chennai	Human Resource	Nike	Sydney	Dutch
Trivandrum	Advertising	Allen Solley	Frankfurt	Japanese
New Delhi	Quality Control	Adidas	New York	American
Mumbai	Advertising	Hilfiger	Seoul	Korean
Bengaluru	Human Resource	Woodland	Paris	Spanish
Chennai	Human Resource	Nike	Sydney	Dutch
Trivandrum	Advertising	Armani	Frankfurt	Russian
New Delhi	Marketing	Adidas	New York	American
Mumbai	Production	Hilfiger	Copenhagen	English
Bengaluru	Human Resource	Woodland	Paris	Spanish
Chennai	Human Resource	Nike	Sydney	Russian
Trivandrum	Advertising	Gucci	Frankfurt	Japanese
New Delhi	Quality Control	Adidas	New York	American
Mumbai	Advertising	Hilfiger	London	Korean
Bengaluru	Human Resource	Woodland	Paris	Spanish
Chennai	Human Resource	Nike	Sydney	Dutch
Trivandrum	Advertising	Allen Solley	Frankfurt	Japanese

Using Pivot table, determine:

- The number of Nationality per Location
- The number of Department/location/ client
- The number of client/location/ nationality

4. From the following table, calculate the following:

Qty ↓ / Price →	10	20	30	40
25	250	500	750	1000
35	350	700	1050	1400
45	450	900	1350	1800
55	550	1100	1650	2200
65	650	1300	1950	2600

Using Data table, prepare the above tabular distribution.

5. Using the Goal seek function of Excel, prepare the following table for calculating the amount based on the simple interest formula.

Principal Amount	
Rate	
Time	2
Amount	1040

ARYAVART INTERNATIONAL UNIVERSITY
Tilthai, Dharmanagar, North Tripura

Simulate the amount by differing values of:

- Principle amount
- Rate
- Time

DESIGNING LAB PHOTOSHOP

Code: 24CS213

Max Marks: 70

Course Objective: The "Designing Lab (Photoshop)" course provides hands-on training in creating and editing visual content using Adobe Photoshop. Students will learn essential tools and techniques for image manipulation, graphic design, and digital artwork. The course focuses on developing creativity and technical skills to produce professional-quality designs.

UNIT I

(11 hours)

Introduction to graphic designing, Input/ Output Technologies, Colour Coding: RGB, CMYK, Greyscale, Bitmap, Colour Channel, Resolution, Printing Templates, Raster Images, Vector Images, Measurement Units & Conversion, Introduction to Adobe suite & Photoshop.

UNIT II

(11 hours)

Introduction to graphic designing, Input/ Output Technologies, Colour Coding: RGB, CMYK, Greyscale, Bitmap, Colour Channel, Resolution, Printing Templates, Raster Images, Vector Images, Measurement Units & Conversion, Introduction to Adobe suite & Photoshop.

UNIT III

(11 hours)

Introduction to Shapes & Shape Tools, Path & Direct Selection Tools, Pen Tool, Image Editing Tools, Layers Style, Filters, Blend Modes, Image Adjustment Options, Window Menu Options, Layer Mask.

UNIT IV

(11 hours)

Introduction to Photoshop Filter: Blur, Distort, Noise, Render, Sharpen, and Stylize, Exporting Images & PDF, Introduction to GIF & Timeline Window, Importing/Exporting CorelDraw Files from Photoshop.

List of Practical

Core Practical (Implement minimum 8 out of 10 practical)

1. Create a file to demonstrate the use of layers, groups & smart objects.
2. Create a photo frame in Photoshop.
3. Take an image of basic shape (square, triangle, circle, rectangle and parallelogram) in Photoshop & extract these shapes from the image to different layers using marquee
4. Create a custom brush preset in Photoshop.
5. Create a custom pattern preset in Photoshop.
6. Create a visiting card for yourself in Photoshop. (size=3.5 x 2 inch, color coding: CMYK)
7. Create a file having two images (rename the layer as foreground & background image) in two different layers. Blur the background image & place the foreground image over the background image in a way both layers are visible.
8. Create a border design using a brush tool.
9. Create basic shapes (square, triangle, circle, rectangle and parallelogram) in Photoshop on a single layer using the shape tools.
10. Create a simple GIF in Photoshop.

Application Based Practical (Implement minimum 5 out of 10 practical)

11. Create a digital invitation card in Photoshop and export it in PDF Format. Use the Photograph (Practical 7) or GIF (Practical 10) and border (Practical 8) along with other features of Photoshop as per your requirements. (size=A8 or A4, colour coding: RGB)
12. Create a custom Desktop background in Photoshop.
13. Create a water drop and heart shape in Photoshop using the shapes tools or Pen Tool.

ARYAVART INTERNATIONAL UNIVERSITY
Tilthai, Dharmanagar, North Tripura

14. Create a “Save Water” Poster from the shapes created in Practical 13. (size=A8 or A4, colour coding: CMYK)
15. Perform Digital Makeup on the Photograph of some celebrity in Photoshop.
16. Create a cartoon character in Photoshop using the Shape and Pen Tools.
17. Create a chocolate bar with the brand name in Photoshop. The individual cube of the chocolate must have 3D Visual Effect.
18. Create your company logo in Photoshop.
19. Create a magazine Cover in Photoshop.
20. Create a Thanks Giving card & export it in pdf (size=A8 or A4, colour coding: RGB).

Note:

1. In total 15 practical to be implemented. 2 additional practical may be given by the course instructor.
2. This is a suggestive list of programs. However, the instructor may add program as per the requirement of the course.

DATA STRUCTURE LAB

Code: 24CS291

Max Marks: 70

(BASED ON 24CS201) Data Structure and Algorithm Using ‘C’:

Core Practical (Implement minimum 8 out of 10 practical)

1. WAP to implement following operation on one dimensional array
(i) Insertion (ii) Deletion (iii) Traversal (iv) Reverse (v) Merge.
2. WAP to Sort an array using menu driven:
(i) BUBBLE SORT (ii) MERGE SORT (iii) INSERTION SORT (iv) SELECTION SORT.
3. WAP to implement a Singly Linked List.
4. WAP to implement a Circular Linked Lists.
5. WAP to implement Doubly Linked Lists.
6. Write a menu driven program to implement (i) Static Stack (ii) Dynamic Stack.
7. WAP to implement a: (i) Static (ii) Dynamic Circular Queue.
8. WAP to implement a: (i) Static (ii) Dynamic De-Queue..
9. Implement recursive algorithms for the following operations on Binary Search Tree.
(i) Insertion
(ii) Searching
10. Implement recursive algorithms for BST traversal- In order, Pre-order, Post order.

Application Based Practical (Implement minimum 5 out of 8 practical)

11. WAP to search & display the location of an element specified by the user, in an array using: (i) Linear Search (ii) Binary Search technique.
12. WAP to accept a matrix from user, find out matrix is sparse or not and convert into triplex matrix.
13. WAP to implement Polynomial addition operation using linked list.
14. Write a C program to create two linked lists from a given list in following way:
INPUT List: - 1 2 3 4 5 6 7 8 9 10 OUTPUTS:-
First List: - 1 3 5 7 9
Second List: - 2 4 6 8 10
15. WAP to implement Student Database using Linked List with the following structure:
 - Name
 - Roll no
 - Marks of 5 subjects
 - Average
 - Result, If the average < 50, then print ‘Fail’, otherwise ‘Pass’
16. Write a program to convert Infix to equivalent (i) Prefix expression (ii) Postfix expression
17. Write a program to evaluate (i) Prefix Expression (ii) Postfix Expression using stack.
18. Let us assume a Patient's coupon generator for the Doctors' clinic. The patients are given the coupons on first-come-first-serve basis. After the visit of a patient, patient-ID is kept stack-wise. At the end of the day, the count is generated from the stack. Construct a menu-based program for patients' coupons generator using an appropriate data structure.

ARYAVART INTERNATIONAL UNIVERSITY
Tilthai, Dharmanagar, North Tripura

19. WAP to implement an expression tree. [(For example: $(a + b / (c * d) - e)$].
20. Sometimes a program requires two stacks containing the same type of items. Suppose two stacks are stored in separate arrays, then one stack might overflow while there is considerable unused space in the other. A neat way to avoid this problem is to put all spaces in one stack and let this stack grow from one end of the array, and the other stack starts from the other end and grows in the opposite direction, i.e., toward the first stack. In this way, if one stack turns out to be large and the other small, then they will still both fit, and there will be no overflow until all space is used. Declare a new structure that includes these two stacks and perform various stack operations.

Note:

1. **In total 15 practical to be implemented. 2 additional practical may be given by the course instructor.**
2. **This is a suggestive list of programs. However, the instructor may add programs as per the requirement of the course.**

DBMS LAB

Code: 24CS292

Max Marks: 70

(BASED ON 24CS202) Database Management System:

Core Practical (Implement All the mentioned practical)

1. COLLEGE DATABASE:

STUDENT (USN, S Name, Address, Phone, Gender) SEMSEC (SSID, Sem, Sec)

CLASS (USN, SSID)

SUBJECT (Sub-code, Title, Sem, Credits)

IA MARKS (USN, Sub-code, SSID, Test1, Test2, Test3, Final IA)

2. COMPANY DATABASE:

EMPLOYEE (SSN, Name, Address, Sex, Salary, SuperSSN, DNo)

DEPARTMENT (DNo, DName, MgrSSN, MgrStartDate)

DLOCATION (DNo, DLoc)

PROJECT (PNo, PName, PLocation, DNo)

WORKS_ON (SSN, PNo, Hours)

1. Draw an E-R diagram from given entities and their attributes.
2. Convert the E-R diagram in to a Relational model with proper constraints.
3. Write queries to execute following DDL commands:
CREATE: Create the structure of a table with at least five columns
ALTER: Change the size of a particular column.
Add a new column to the existing table.
Remove a column from the table.
DROP: Destroy the table along with its data.
4. Write queries to execute following DML commands:
INSERT: Insert five records in each table.
UPDATE: Modify data in single and multiple columns in a table.
DELETE: Delete selective and all records from a table
5. Write queries to execute following DML command:
SELECT: Retrieve the entire contents of the table.
Retrieve the selective contents (based on provided conditions) from a table.
Retrieve contents from a table based on various operators i.e. string operators, logical operators, conditional operators and Boolean operators.
Sort the data in ascending and descending order in a table on the basis of one column or more than one column.
6. Create table using following integrity constraints:
 - Primary Key
 - Unique Key
 - Not Null
 - Check Default
 - Foreign Key
7. Write queries to execute following Aggregate functions:
Sum, Avg, Count, Minimum and Maximum value of a numeric column of a table using aggregate

ARYAVART INTERNATIONAL UNIVERSITY
Tilthai, Dharmanagar, North Tripura

- function.
8. Retrieve data from a table using alias names.
 9. Retrieve data of a table using nested queries.
 10. Retrieve data from more than one table using inner join, left outer, right outer and full outer Joins.
 11. Create view from one table and more than one table.
 12. Create index on a column of a table.

Application Based Practical


13. Consider the Insurance Company's Database given below. The primary keys are underlined and the data types are specified.
PERSON (driver_id#: string, name: string, address: string)
CAR (reg. no.: string, model: string, year: int)
ACCIDENT (report_number:int, acc_date: date, location: string)
OWNS (driver_id#: string, reg no: string)
PARTICIPATED [driver_id#: string, reg no: string, report_number: int, damage_amount: number (10, 2)]
 - (i) Create the above tables by properly specified the primary key and the foreign key
 - (ii) Enter at least five tuples for each relation
 - (iii) Demonstrate how you can
 - a) Update the damage amount for the car with a specific reg no, the accident with report number 12 to 25000.
 - b) Add a new accident to the database.
 - (iv) Find the total number of people who owned cars that were involved in accident in 2002.
 - (v) Find the number of accident in which cars belonging to a specific model were involved.
14. Consider the following schema of a library management system. Write the SQL queries for the questions given below:
Student (Stud_no: integer, Stud_name: string)
Membership (Mem_no: integer, Stud_no: integer)
Book (book_no: integer, book_name: string, author: string)
Iss_rec (iss_no:integer, iss_date: date, Mem_no: integer, book_no: integer)
 - (i) Create the tables with the appropriate integrity constraints.
 - (ii) Insert around 10 records in each of the tables.
 - (iii) Display all records for all tables.
 - (iv) List all the student names with their membership numbers.
 - (v) List all the issues for the current date with student and Book names.
 - (vi) List the details of students who borrowed book whose author is Elmarsi &Navathe.
 - (vii) Give a count of how many books have been bought by each student.
 - (viii) Give a list of books taken by student with stud_no as 1005.
 - (ix) Delete the List of books details which are issued as of today.
 - (x) Create a view which lists out the iss_no, iss_date, stud_name, bookname.
15. Use the relations below to write SQL queries to solve the business problems specified.
CLIENT (clientno#, name, client_referred_by#)
ORDER (orderno#, clientno#, order_date, empid#)
ORDER_LINE (orderno#, orderlinenumber#, item_number#, no_of_items, item_cost, shipping_date)
ITEM (item_number#, item_type, cost)
EMPLOYEE (empid#, emp_type#, deptno, salary, first name, last name)
Notes:
 - a. Column followed by # is the primary key of the table.
 - b. Each client may be referred by another client. If so, the client number of the referring client is stored in referred_by.
 - c. The total cost for a particular orderline=no_of_items*item_cost.c.
16. Write queries for the following:
 - (i) Create all the above tables.
 - (ii) Insert at least five records.
 - (iii) Display all the rows and columns in the CLIENT table. Sort by client name in reverse alphabetical order.
 - (iv) Display the item number and total cost for each order line (total cost = no of items X item cost).

ARYAVART INTERNATIONAL UNIVERSITY
Tilthai, Dharmanagar, North Tripura

- Name the calculated column TOTAL COST.
- (v) Display all the client numbers in the ORDER table. Remove duplicates.
 - (vi) Display the order number and client number from the ORDER table. Out put the result in the format. Client <clientno> ordered <orderno>
 - (vii) Display full details from the ORDER_LINE table where the item number is (first condition) between 1 and 200 (no > or < operators) OR the item number is greater than 1000 AND (second condition) the item cost is not in the list 1000, 2000, 3000 OR the order number is not equal to 1000.
 - (viii) Display the client name and order date for all orders.
 - (ix) Repeat query (6) but also display all clients who have never ordered anything.
 - (x) Display the client name and order date for all orders using the join keywords.
 - (xi) Display the client name and order date for all orders using the JOIN method.
 - (xii) Display the client number, order date and shipping date for all orders where the shipping date is between three and six months after the order date.
 - (xiii) Display the client number and name and the client number and name of the person who referred that client.
 - (xiv) Display the client name in upper case only and in lower case only.
 - (xv) Display the second to fifth characters in each client name.

Note:

1. **In total 15 practical to be implemented. 2 additional practical may be given by the course instructor.**
2. **This is a suggestive list of programs. However, the instructor may add programs as per the requirement of the course.**



ARYAVART INTERNATIONAL UNIVERSITY
Tilthai, Dharmanagar, North Tripura

Theory Paper

Total: 100 Marks
External: 70 Marks
Internal: 30 Marks

External: 70 Marks

10 Question (MCQ): 1 marks each (1x10 = 10)
Answer any 6 out of 8 (Very Short 20-30 Words): 2 marks each (2x6 = 12)
Answer any 6 out of 8 (Short 50-70 Words): 3 marks each (3x6 = 18)
Answer any 6 out of 8 (Long 100-120 Words): 5 marks each (5x6 = 30)

Internal: 30 Marks

Two Internal Assessment Examinations will be conducted, each carrying 50 marks. The higher of the two scores will be considered for the final assessment.

Lab

Practical: 100 Marks
External: 70 Marks
Internal: 30 Marks

External (Two programs): 70 Marks

Program Writing: 10 + 10 Marks
Algorithm & Flowchart: 5 + 5 Marks
Program Execution: 15 + 15 Marks
Viva: 10 Marks

Internal Assessment (30 Marks)

Internal Assessment Examinations will be conducted, carrying 50 marks

Record: 5 Marks
Attendance: 5 Marks
Program Writing: 15 Marks
Program Execution: 15 Marks
Viva: 10 Marks

विद्याधनं सर्वधनप्रधानं

ARYAVART INTERNATIONAL UNIVERSITY

Tilthai, Dharmanagar, North Tripura-799250

Syllabus for B Sc (IT)

Semester 3

Theory									
Course Code	Topic	L	T	P	Credit	Theory Marks	Internal Marks	Practical Marks	Total Marks
24CS301	Object Oriented Programming with C++	4	0	0	4	70	30	0	100
24CS501	Operating System & Linux Programming	4	0	0	4	70	30	0	100
24CS303	Computer Networks	4	0	0	4	70	30	0	100
24CS203	Web Based Programming	4	0	0	4	70	30	0	100
24GN101	Environmental Studies	2	0	0	2	70	30	0	100
Practical									
24CS391	C++ Lab	0	0	2	2	0	30	70	100
24CS591	Linux - OS Lab	0	0	2	2	0	30	70	100
24CS293	Web Technologies Lab	0	0	2	2	0	30	70	100
Total					24	350	240	210	800

ARYAVART
INTERNATIONAL UNIVERSITY



विद्याधनं सर्वधनप्रधानं

Detailed Syllabus

OBJECT ORIENTED PROGRAMMING WITH C++

Code: 24CS301

Max Marks: 70

Course Objective: The "Object-Oriented Programming with C++" course introduces students to the principles of object-oriented programming (OOP). It covers concepts such as classes, objects, inheritance, polymorphism, encapsulation, and abstraction. Students will develop skills to design and implement efficient, modular, and reusable code using C++.

UNIT I

(10 Hrs)

Object Oriented Paradigm: Procedural vs. object-oriented development, Basic concepts of object-oriented programming, Applications and benefits of OOP, Comparison between C and C++.

Beginning with C++: Stream based I/O, Literals- constant qualifiers, Operators in C++, Reference variable, Functions, Default arguments, Parameter passing by value, Reference and pointer, Inline functions, Type conversion, Basic C++ programs, New, Delete operators- basic use and dynamic memory allocation for arrays.

UNIT II

(11 Hrs)

Classes and Objects: C++ class declaration, Access specifiers, Member functions, Arrays within a class, Array of objects, Memory allocation of objects, Passing objects as arguments, Returning objects from functions, Function overloading, Static data and member functions, Friend function and friend class, This pointer.

Constructors & Destructors: Introduction to constructor and destructor, Parameterized constructor, Constructor with default arguments, Multiple constructors in a class, Copy constructor.

UNIT III

(12 Hrs)

Inheritance: Types of inheritance, Derivation – public, private & protected, Ambiguity resolution (function overriding), Aggregation, Composition v/s Classification, Virtual base class, Constructor and destructor in derived classes.

Polymorphism: Types of polymorphism, early v/s late binding, Virtual Functions: Need for virtual functions, Pointer to derived class objects, Pure virtual functions, Abstract classes.

Operator Overloading: Overloading unary operators, Nameless objects, Overloading binary operators, Overloading with friend functions, Conversion between basic types and user-defined types.

UNIT IV

(11 Hrs)

Parametric polymorphism: Generic Programming with Templates, Introduction, Function templates/generic functions, Characteristics, Overloading of template functions, Class templates, Template arguments.

Exception Handling: Exception-handling model, Types of exception, Catching and Handling exceptions, Generic catch, Rethrowing an exception, Specifying exceptions for a function.

Streams & Files: C++ Streams, Basic stream classes, C++ predefined streams, I/O operations, Unformatted console I/O operations, Manipulators, Opening and closing a file- different modes and methods, Error handling during file operations, File pointers and their manipulations, Sequential access to file, Random input and output operations, Persistent objects, Command line arguments.

Text Book:

1. K. R. Venugopal, Rajkumar, T. Ravishanker, "Mastering C++", TMH
2. E. Balagurusamy, "Object Oriented Programming with C++", McGraw-Hill Education

Reference Books:

1. Ashok N. Kamthane, "Object-Oriented Programming with ANSI And Turbo C++", Pearson Education.
2. Schildt Herbert, "C++: The Complete Reference", Tata McGraw Hill.
3. R. Lafore, "Object Oriented Programming using C++", Galgotia Publications.

OPERATING SYSTEM AND LINUX PROGRAMMING

Code: 24CS501

Max Marks: 70

Course Objective: The "Operating System and Linux Programming" course provides students with a deep understanding of operating system concepts, focusing on process management, memory management, file systems, and system security. It also covers Linux programming, teaching students how to write, debug, and execute programs in a Linux environment, using shell scripting and system calls.

UNIT I

(12 Hrs)

Introduction: What is an Operating System, Functions of Operating System, Simple Batch Systems; Multi programmed Batch systems, Time-Sharing Systems, Personal-computer systems, Parallel systems, Distributed Systems, Real-Time Systems.

Introduction to Linux: Architecture of Linux OS, Basic directory structure of Linux, Basic commands of Linux: - man, info, help, whatis, apropos, basic directory navigation commands like cat, mkdir, rmdir, cd, mv, cp, rm, file, pwd, date, cal, echo, bc, ls, who, whoami, hostname, uname, tty, alias.

Vi Editor: vi basics, three modes of vi Editor, how to write, save, execute a shell script in vi editor

UNIT II

(12 Hrs)

Processes: Process Concept, Process Scheduling, Operation on Processes

CPU Scheduling: Basic Concepts, Scheduling Criteria, Scheduling Algorithms

Process Synchronization: Background, The Critical-Section Problem, Semaphores solution to critical section problem.

Process related commands in Linux: ps, top, pstree, nice, renice and system call.

UNIT III

(12 Hrs)

Memory Management: Background, Logical versus Physical Address space, swapping, Contiguous allocation, Segmentation, Paging.

Virtual Memory: Demand Paging, Performance of Demand Paging, Page Replacement, Page-replacement Algorithms, Allocation of Frames, and Thrashing.

Deadlocks: System Model, Deadlock Characterization, Methods for Handling Deadlocks, Deadlock Prevention, Deadlock Avoidance, Deadlock Detection, Recovery from Deadlock.

UNIT IV

(10 Hrs)

Information Management: Introduction, File Concept, Access methods, Directory and Disk structure, File Protection.

Linux File Security: Permission types, examining permissions, changing permissions (symbolic method numeric method).

Text Book:

1. Silberschatz and Galvin, "Operating System Concepts", John Wiley & Sons, 10th Ed. 2018
2. Sumitabha Das, "Unix Concepts and Application", TMH

Reference Books:

1. Madnick E., Donovan J., "Operating Systems", Tata McGraw Hill, 2011.
2. Tannenbaum, "Operating Systems", PHI, 4th Edition, 2015.
3. Sivaselvan, Gopalan, "A Beginner's Guide to UNIX", PHI Learning.

ARYAVART INTERNATIONAL UNIVERSITY
Tilthai, Dharmanagar, North Tripura

COMPUTER NETWORKS

Code: 24CS303

Max Marks: 70

Course Objective: The "Computer Networks" course provides students with a comprehensive understanding of network fundamentals, including protocols, architectures, and communication models. Topics covered include network topologies, TCP/IP, routing, switching, and security measures. Students will also gain hands-on experience in configuring and troubleshooting network systems.

UNIT I

(10 Hrs)

Basic Concepts: Components of data communication, Distributed processing, Line configuration, Topology, Transmission mode and Categories of networks.

OSI and TCP/IP Models: Layers and their functions, Comparison of models.

Transmission Media: Guided and unguided, Attenuation, Distortion, Noise, Throughput, Propagation speed and time, Wavelength, Shannon Capacity.

UNIT II

(12 Hrs)

Telephony: Multiplexing, WDM, TDM, FDM, Circuit switching, Packet switching and Message switching.

Data Link Layer: Types of errors, Framing (character and bit stuffing), Error detection & Correction methods; Flow control; Protocols: Stop & wait ARQ, Go-Back- NARQ, Selective repeat ARQ.

UNIT III

(12 Hrs)

Network Layer: Internetworking & Devices: Repeaters, Hubs, Bridges, Switches, Router, Gateway, Modems;

Addressing: IPv4 and IPv6 addressing, IPv4 subnetting; Routing: Unicast Routing Protocols: RIP, OSPF, BGP;

Routing: Routing Methods- Static and Dynamic Routing, Routing basic commands, Distance vector protocol, Link state protocol.

UNIT IV

(10 Hrs)

Transport and upper layers in OSI Model: Transport layer functions and Protocols, Connection management, Functions of session layers, Presentation layer and Application layer.

Text Book:

1. A. S. Tanenbaum, "Computer Networks"; Pearson Education Asia, 4th Ed., 2003.
2. Behrouz A. Forouzan, "Data Communication and Networking", 2nd edition, Tata Mc Graw Hill.

Reference Books:

1. D. E. Comer, "Internetworking with TCP/IP", Pearson Education Asia, 2001.
2. William Stallings, "Data and computer communications", Pearson education Asia, 7th Ed., 2002.
3. Leinwand, A., Pinsky, B. (2001). "Cisco router configuration". United Kingdom: Cisco Press.

विद्याधनं सर्वधनप्रधानं

ARYAVART INTERNATIONAL UNIVERSITY
Tilthai, Dharmanagar, North Tripura

WEB BASED PROGRAMMING

Code: 24CS203

Max Marks: 70

Course Objective: The "Web-Based Programming" course teaches students how to develop dynamic and interactive web applications using modern web technologies. Topics include HTML, CSS, JavaScript, front-end frameworks, and back-end technologies such as PHP, Node.js, or Python. Students will learn how to create responsive websites and integrate databases for dynamic content.

UNIT I

(10 Hrs)

Introduction: World Wide Web, Client Server computing concepts. Web Client and Web Server, Client Side and server side Scripting Languages.

HTML Overview: Introduction to HTML, HTML Document structure tags, HTML comments, Text formatting, Inserting special characters, Anchor tag, Adding images and Sound, Lists types of lists, Tables, Frames and Floating frames, Developing Forms, Image maps.

UNIT II

(12 Hrs)

Cascading Style Sheet: Types of Style Sheets – Internal, inline and External style sheets, creating styles, link tag, CSS Properties, CSS Styling, Style Selector- Id, class name and Pseudo Class.

Bootstrap Basics: Introduction to Bootstrap, Responsive web design, Linking with Bootstrap, container class, grids, tables, images, buttons, typography classes, jumbotron, glyphsicons.

Introduction to Java Script: Data Types, Control Statements, operators, dialog boxes, Built in and User Defined Functions, Objects in Java Script, Handling Events, basic validations, Document Object Model, Browser Object Model.

UNIT III

(12 Hrs)

Introduction to web applications, Client Side Scripting Vs Server Side Scripting, Web Servers : Local Servers and Remote Servers, Installation Process - WAMP, LAMP, XAMPP & MAMP Server, Static website vs Dynamic website development.

Introduction to PHP: Data types, Variables, Super Global Variables, Constants, Comments, Operators and Expressions, Regular Expression, Advantages of PHP.

Control statements: Conditional Statement -if else, if elseif else, nested if, switch case, PHP Loops – for, while, do while and foreach loop.

Arrays: Indexed Array, Associate Array, Multi-dimensional Array, Array pre-defined Functions.

Functions: Defining and Calling Functions, Passing by Value and passing by references, Inbuilt Functions, variable scope, Mail function, PHP Errors.

Working with Forms: Get and Post Methods, HTML form controls and PHP, State Management: Cookies, Session, Query String, Hidden Field.

UNIT IV

(11 Hrs)

PHP Database Connectivity: Using PHP to Access a Database, Relational Databases and SQL, PHP Data Objects, MySQLi Object Interface, SQLite, MongoDB.

Introduction to MYSQL, Creating database and other operations on database, Querying a MySQL database with PHP database, Connecting to a database, Parsing of the query results, Checking data errors.

Text Book:

1. "The complete reference HTML and CSS", by Thomas A powell, TMH publication.
2. Jeffrey C. Jackson, "Web Technologies: A Computer Science Perspective", Pearson
3. "Internet and World Wide Web", Deitel H. M., Deitel, Goldberg , Third Edition.
4. "Bootstrap: Responsive Web development", Jake Spurlock, O'Reilly, First Edition
5. "Programming PHP: Creating Dynamic Web Pages", Kevin Tatroe. Peter Macintyre, Rasmus Lerdorf, O'Reilly, Third Edition

Reference Books:

1. "HTML Black Book", Stephen Holzner, Wiley Dreamtech.
2. Rajkamal, "Web Technology", Tata McGraw-Hill, 2001.
3. "Professional PHP Programming", Jesus Castagnetto, Harish Rawat, Sascha Schumann, Chris Scollo, Deepak Veliath - Wrox Publications.
4. "PHP 5 Advanced", Larry Ullman, Peachpit Press.

ARYAVART INTERNATIONAL UNIVERSITY
Tilthai, Dharmanagar, North Tripura

5. "Core PHP Programming". Leon Atkinson (Prentice Hall, ISBN 0130463469).
6. "Beginning PHP5 and MySQL: From Novice to Professional", W. Jason Gilmore, 2004, Apress, ISBN: 1-893115- 51-8.

ENVIRONMENTAL STUDIES

Code: 24GN101

Max Marks: 70

Course Objective: The "Environmental Studies" course provides students with an understanding of the key environmental issues facing the world today. Topics include ecosystem dynamics, biodiversity, climate change, pollution, and sustainable development. Students will learn to evaluate the impact of human activities on the environment and explore solutions for promoting environmental conservation and sustainability.

UNIT I

(10 Hrs)

Introduction to Environmental Studies:

- Multidisciplinary nature of environmental studies; Components of environment: atmosphere, hydrosphere, lithosphere, and biosphere.
- Scope and importance; Concept of sustainability and sustainable development.
- Emergence of environmental issues: Climate change, Global warming, Ozone layer depletion, Acid rain etc.
- International agreements and programmer: Earth Summit, UNFCCC, Montreal and Kyoto protocols, Convention on Biological Diversity(CBD), Ramsar convention, The Chemical Weapons Convention (CWC), UNEP, CITES, etc.

UNIT II

(10 Hrs)

Ecosystems and Natural Resources:

- Definition and concept of Ecosystem.
- Structure of ecosystem (biotic and abiotic components); Functions of Ecosystem: Physical (energy flow), Biological (food chains, food web, ecological succession), ecological pyramids and homeostasis.
- Types of Ecosystems: Tundra, Forest, Grassland, Desert, Aquatic (ponds, streams, lakes, rivers, oceans, estuaries); importance and threats with relevant examples from India.
- Ecosystem services (Provisioning, Regulating, Cultural, and Supporting); Ecosystem preservation and conservation strategies; Basics of Ecosystem restoration.
- Energy resources: Renewable and non-renewable energy sources; Use of alternate energy sources; Growing energy needs; Energy contents of coal, petroleum, natural gas and bio gas; Agro-residues as a biomass energy source.

UNIT III

(10 Hrs)

Biodiversity and Conservation

- Definition of Biodiversity; Levels of biological diversity: genetic, species and ecosystem diversity.
- India as a mega-biodiversity nation; Biogeographic zones of India; Biodiversity hotspots; Endemic and endangered species of India; IUCN Red list criteria and categories.
- Value of biodiversity: Ecological, economic, social, ethical, aesthetic, and informational values of biodiversity with examples.
- Threats to biodiversity: Habitat loss, degradation, and fragmentation; Poaching of wildlife; Man-wildlife conflicts; Biological invasion with emphasis on Indian biodiversity; Current mass extinction crisis.
- Biodiversity conservation strategies: in-situ and ex-situ methods of conservation (National Parks, Wildlife Sanctuaries, and Biosphere reserves.
- Case studies: Contemporary Indian wildlife and biodiversity issues, movements, and projects (e.g., Project Tiger, Project Elephant, Vulture breeding program, Project Great Indian Bustard, Crocodile conservation project, Silent Valley movement, Save Western Ghats movement, etc).

UNIT IV

(9 Hrs)

Environmental Pollution and Control Measures:

- Environmental pollution (Air, water, soil, thermal, and noise): causes, effects, and controls; Primary and secondary air pollutants; Air and water quality standards.
- Nuclear hazards and human health risks.

ARYAVART INTERNATIONAL UNIVERSITY
Tilthai, Dharmanagar, North Tripura

- Solid waste management: Control measures for various types of urban, industrial waste, Hazardous waste, E-waste, etc.; Waste segregation and disposal.
- Environmental Impact Assessment and Environmental Management System.

Text Book:

1. Sanjay Kumar Batra, Kanchan Batra, Harpreet Kaur; “Environmental Studies”; Taxmann’s, Fifth Edition.
2. M. M. Sulphery; “Introduction to Environment Management”; PHI Learning, 2019.
3. S. P. Mishra, S. N. Pandey; “Essential Environmental Studies”; Ane Books Pvt. Ltd.; Sixth Edition.

Reference Books:

1. Asthana, D. K. (2006). “Text Book of Environmental Studies”. S. Chand Publishing.
2. Basu, M., Xavier, S. (2016). “Fundamentals of Environmental Studies”, Cambridge University Press, India.
3. Bharucha, E. (2013). “Textbook of Environmental Studies for Undergraduate Courses”. Universities Press.
4. Mahapatra, R., Jeevan, S.S., Das, S. (Eds) (2017). “Environment Reader for Universities”, Centre for Science and Environment, New Delhi.
5. Masters, G. M. & Ela, W. P. (1991). “Introduction to environmental engineering and science”. Englewood Cliffs, NJ: Prentice Hall.
6. Odum, E. P., Odum, H. T. & Andrews, J. (1971). “Fundamentals of Ecology”. Philadelphia: Saunders.
7. Sharma, P. D. & Sharma, P. D. (2005). “Ecology and Environment”. Rastogi Publications



ARYAVART INTERNATIONAL UNIVERSITY
Tilthai, Dharmanagar, North Tripura

C++ LAB

Code: 24CS391

Max Marks: 70

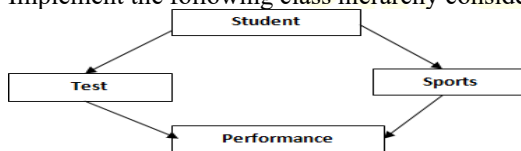
(BASED ON 24CS301) Object Oriented Programming with C++

Core Practical (Implement minimum 8 out of 10 practical)

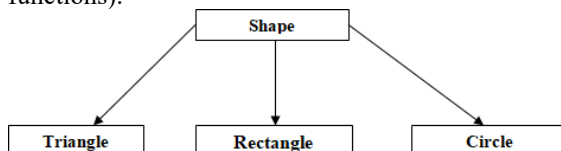
1. WAP to implement 'Inline function'.
2. WAP to implement call by reference and return by reference using class. [Hint. Assume necessary functions].
3. WAP to implement friend function by taking some real life example.
4. WAP to implement 'Function Overloading'.
5. WAP to implement Parameterized Constructor, Copy Constructor and Destructor.
6. WAP to show the usage of constructor in base and derived classes, in multiple inheritance.
7. WAP to show the implementation of 'containership'.
8. WAP to show swapping using template function (Generic).
9. WAP to implement 'Exception Handling'.
10. WAP to read and write values through object using file handling.

Application Based Practical (Implement minimum 5 out of 10 practical)

11. Create a class **employee** which have name, age and address of employee, include functions **getdata()** and **showdata()**, **getdata()** takes the input from the user, **showdata()** display the data in following format:
Name:
Age:
Address:
12. Write a class called **CAccount** which contains two private data elements, an integer **Account Number** and a floating point **account Balance** and three member functions:
 - A constructor that allows the user to set initial values for **AccountNumber** and **AccountBalance** and a default constructor that prompts for the input of the values for the above data numbers.
 - A function called **InputTransaction**, which reads a character value for **TransactionType** ('D' for deposit and 'W' for withdrawal) and a floating point value for **TransactionAmount**, which updates **AccountBalance**.
 - A function called **Print Balance**, which prints on the screen the **Account Number** and **Account Balance**.
13. Define a class **Counter** which contains an int variable **count** defined as static and a static function **Display ()** to display the value of **count**. Whenever an object of this class is created **count** is incremented by 1. Use this class in main to create multiple objects of this class and display value of count each time.
14. WAP to add and subtract two complex numbers using classes.
15. Write program to overload Binary + to add two similar types of objects. (Both with and without using friend functions)
16. WAP to implement += and = operator
17. Implement the following class hierarchy considering appropriate data members and member functions:



18. Implement the following hierarchy considering appropriate data members and member functions (use Virtual functions).



19. WAP to convert meter to centimetre and vice versa, using data conversions and operator overloading
20. WAP to count digits, alphabets and spaces, stored in a text file, using streams.

ARYAVART INTERNATIONAL UNIVERSITY
Tilthai, Dharmanagar, North Tripura

Note:

- 1. In total 10 practical to be implemented. 2 additional practical may be given by the course instructor.**
- 2. This is a suggestive list of programs. However, the instructor may add program as per the requirement of the course.**

LINUX-OS LAB

Code: 24CS591

Max. Marks: 70

(BASED ON 24CS501) Operating System & Linux Programming:

Core Practical:

1. Connect to the Linux Server and understand the basic Directory Structure of Linux.
2. To understand help commands like: -man, info, help, what is, apropos.
3. To understand basic directory navigation commands like cat, cd, mv, cp, rm, mkdir, rmdir, file, pwd command.
4. To understand basic commands like: - date, cal, echo, bc, ls, who, whoami, hostname, uname, tty, alias.
5. To understand vi basics, three modes of vi Editor, how to write, save, execute a shell script in vi editor.
6. To understand process related commands like: -ps, top, pstree, nice, renice in Linux.
7. To understand how to examine and change File permissions.
8. Set a file to be read-only with the chmod command. Interpret the file permissions displayed by the ls -l command.
9. Delete one or more directories with the rmdir command. See what happens if the directory is not empty. Experiment (carefully!) with the rm -r command to delete a directory and its content.
10. Change your directory to the directory exercises. Create a file in that directory, named the file as example1 using the cat command containing the following text: water, water everywhere and all the boards did shrink; water, water everywhere, no drop to drink.
11. Write basic shell script to display the table of a number.
12. Write basic shell script to input a character from user and then check whether it is uppercase, lowercase or digit.
13. Write basic shell script to calculate factorial of a number.
14. Write basic shell script to input the month number and generate corresponding calendar.
15. Write basic shell script to list all directories.
16. Write basic shell script to display greatest of three numbers.
17. Write basic shell script to check whether the number entered by user is prime or not.

Note:

- 1. In total 15 practical to be implemented. 2 additional practical may be given by the course instructor.**
- 2. This is a suggestive list of programs. However, the instructor may add program as per the requirement of the course.**

WEB PROGRAMMING LAB

Code: 24CS293

Max. Marks: 70

(BASED ON 24CS203) Web Based Programming:

Core Practical:

1. Write regular expressions including modifiers, operators, and metacharacters.
2. Write a program to show the usage of nested if statement.
3. Write a Program in PHP for type Casting Of a Variables.
4. Write a program to create a menu driven program and show the usage of switch-case.
5. Write a program to show the usage of for/while/do while loop.
6. Write a program to perform all four types of sorting.
7. Write a program to implement Array-pad(), array_slice(), array_splice(), list() functions. (Use for each wherever applicable)
8. Write a program to show the application of user defined functions.
9. Write a program that Passes controls to another page (include, require, exit and die functions).
10. Write a program to validate the form data using Filter_var() function.
11. Write a program to show the usage of Cookie.
12. Write a program to show the usage of Session.
13. Write a program to implement oops concepts.
14. Do Form handling In PHP Design a personal Information form , then Submit & Retrieve the Form Data Using \$_GET(), \$_POST() and \$_REQUEST() Variables.
15. Design A Login Form and Validate that Form using PHP Programming
16. Create Admin Login, Logout form using session variables.
17. Write a program to create a file.
18. Write a program that use various PHP library functions, and that manipulate files and directories.
19. Write a program to read and display the content of previously created file.
20. Write a program to modify the content of an existing file.
21. Create a web page and which provides File uploading and downloading a file.
22. Design a form which uploads And Display Image in PHP.
23. Use phpMyAdmin and perform the following:
24. Write a program to create a MySQL database.
25. Write a program to create a table and insert few records into it using form.
26. Write a program to select all the records and display it in table.
27. Write a program to modify (delete/modify/add) a table.
28. Write a PHP script, to check whether the page is called from 'https' or 'http'.

Note:

1. In total 15 practicals to be implemented. 2 additional practicals may be given by the course instructor.
2. This is a suggestive list of programs. However, the instructor may add programs as per the requirement of the course.

विद्याधनं सर्वधनप्रधानं

ARYAVART INTERNATIONAL UNIVERSITY
Tilthai, Dharmanagar, North Tripura

Theory Paper

Total: 100 Marks
External: 70 Marks
Internal: 30 Marks

External : 70 Marks

10 Question (MCQ): 1 marks each (1x10 = 10)
Answer any 6 out of 8 (Very Short 20-30 Words): 2 marks each (2x6 = 12)
Answer any 6 out of 8 (Short 50-70 Words): 3 marks each (3x6 = 18)
Answer any 6 out of 8 (Long 100-120 Words): 5 marks each (5x6 = 30)

Internal : 30 Marks

Two Internal Assessment Examinations will be conducted, each carrying 50 marks. The higher of the two scores will be considered for the final assessment.

Lab

Practical: 100 Marks
External: 70 Marks
Internal: 30 Marks

External (Two programs) : 70 Marks

Program Writing: 10 + 10 Marks
Algorithm & Flowchart : 5 + 5 Marks
Program Execution: 15 + 15 Marks
Viva: 10 Marks

Internal Assessment (30 Marks)

Internal Assessment Examinations will be conducted, carrying 50 marks

Record: 5 Marks
Attendance: 5 Marks
Program Writing: 15 Marks
Program Execution: 15 Marks
Viva: 10 Marks

विद्याधनं सर्वधनप्रधानं

ARYAVART INTERNATIONAL UNIVERSITY

Tilthai, Dharmanagar, North Tripura-799250

Syllabus for B Sc (IT)

Semester 4

Theory									
Course Code	Topic	L	T	P	Credit	External Marks	Internal Marks	Practical Marks	Total Marks
24CS401	Java Programming	4	0	0	4	70	30	0	100
24CS402	Software Engineering	4	0	0	4	70	30	0	100
24MG111	Introduction to Management & Entrepreneurship Development	4	0	0	4	70	30	0	100
24GN301	Personality Development Skills	2	0	0	2	70	30	0	100
Discipline Specific Elective (DSE-1) (Choose any one)									
24CS411	Introduction to Data Science	4	0	0	4	70	30	0	100
24CS412	Introduction to Artificial Intelligence	4	0	0	4	70	30	0	100
24CS413	Network Security	4	0	0	4	70	30	0	100
24CS414	Web Development with Python and Django	4	0	0	4	70	30	0	100
Generic Elective-1 (Choose any one)									
24MG112	Digital Marketing	2	0	0	2	70	30	0	100
24MG113	Project Management	2	0	0	2	70	30	0	100
Practical									
24CS491	Java Lab	0	0	2	2	0	30	70	100
24CS492	Software Engineering Lab	0	0	2	2	0	30	70	100
Total					24	420	240	140	800

विद्याधनं सर्वधनप्रधानं

Detailed Syllabus

JAVA PROGRAMMING

Code: 24CS401

Max Marks: 70

Course Objectives: This course will provide exposure to object-oriented programming (OOP) concepts using Java from the placement perspective. It covers core concepts of Java and advanced features like collections, exceptions and thread communication.

UNIT I

(12 Hrs)

Java Basics: Java as Object-oriented Programming Language History of Java, Features of Java, Difference between Java and C++, Java Architecture (JDK, JVM, JRE), Java Tokens: Data types, Literals, Variables, Scope and lifetime of variables, Operators. Control Structures, Arrays.

Introducing Classes: Creating a Class: properties, methods and constructors. Object Access modifiers, Method Overloading, Garbage collection, this keyword, Static (variable, method, block), final keyword, Wrapper Classes, String class and methods.

UNIT II

(12 Hrs)

Inheritance: Types, Super keyword, method overriding, covariant return type, abstract class.

Interfaces and Packages: Creation and implementing an interface, difference between abstract class and interface, Packages, and importing a package.

Exception Handling: Exception Class, built-in checked and unchecked exceptions, user-defined exceptions, use of try, catch, throw and throws, finally.

UNIT III

(10 Hrs)

Using I/O: Elementary concepts of Input/Output, using the byte streams, reading and writing using byte streams, automatically closing a file, using the character-based streams, File I/O using character streams (using a File Writer and using a File Reader).

Multi-threaded programming: Multithreading fundamentals, Thread class, and Runnable interface, the life cycle of thread, creation of single and multiple threads, implementation of Thread methods, Synchronization (using Synchronized methods, synchronized statement).

UNIT IV

(10 Hrs)

Swings Fundamentals: Components (JLabel and ImageIcon, using swing Buttons (JButton, JToggleButton, JCheckBox, JRadioButton), JTextField, JScrollPane, JList, JComboBox) and Containers, Layout managers, event delegation Model, event handling (event sources, event listeners, event classes and interfaces, adapter classes).

JDBC: JDBC Architecture, JDBC Drivers, Connection, Statement, Prepared Statement, Result set, the Database using JDBC.

Text Book:

1. Herbert Schildt, "Java 2 -The Complete Reference"– Tata McGraw Hill Education Private Limited, 2010.
2. Trilochan Tarai, "Java Core Concepts and Applications", I. K. International Publishing House Pvt. Ltd., 2015.

Reference Books:

1. E. Balaguruswamy, "Programming with Java A Primer", McGraw Hill Education Private Limited, 5th Edition.
2. Herbert Schildt, Dale Skrien, "Java Fundamentals: A Comprehensive Introduction"– Tata McGraw Hill Education Private Limited, 2013.
3. Cay S. Horstmann, "Core Java Volume 1 – Fundamentals", 10th edition, Pearson, 2017.
4. Ken Arnold, Davis Holmes, James Gosling, Prakash Goteti, "The Java Programming Language", 3rd edition, Pearson, 2008.

ARYAVART INTERNATIONAL UNIVERSITY
Tilthai, Dharmanagar, North Tripura

SOFTWARE ENGINEERING

Code: 24CS402

Max Marks: 70

Course Objectives: The main goal of Software Engineering is to develop software applications for improving quality, budget and time efficiency. Software Engineering ensures that the software that has to be built should be consistent, correct, also on budget, on time, and within the required requirements.

UNIT I (12 Hrs)

Introduction of software engineering: Software Crisis, Software life cycle models, Waterfall, Prototype, Spiral Models, Agile model.

Software Requirements analysis & specifications: Requirement engineering, requirement elicitation techniques like FAST, QFD, Requirement analysis using (DFD use-case, sequence and class diagram (with case studies), ER Diagrams, Requirements documentation: SRS, Characteristics & organization of SRS.

UNIT II (10 Hrs)

Software Project Planning: Software Metrics-Definition and Need, Types of Metrics-Product, Process and Project Metrics, Size Estimation like lines of Code & Function Count, Halstead Software Science measure, Cost Estimation: Need, Models COCOMO: Basic model, Intermediate model.

Risk Management: Software Risks, Types of risk, risk management activities: risk assessment, risk control.

UNIT III (10 Hrs)

Software Design: Cohesion & Coupling, Classification of Cohesiveness & Coupling.

Quality management: Quality concept, software quality assurance, Total Quality Management (TQM), software review, software inspection.

Software Implementation: Structured coding techniques, coding style, Standards and guidelines, documentation guidelines. Reverse Engineering, Software Re-engineering, Configuration Management.

UNIT IV (12 Hrs)

Software Testing: Testing Process, Levels of Testing: Unit testing, Integration testing and system testing. Types of Testing: Manual testing, Automation Testing. Methods of Testing- , Black box, White box and Grey Box Testing. Validation, Verification, Alpha-Beta testing, Acceptance testing, Functional Testing and its types, Structural Testing Difference between: Testing and Debugging.

Software Maintenance: Management of Maintenance, The Maintenance Process and Types of maintenance: Preventive, Perceptive, Adaptive and Corrective Maintenance. Maintenance tools and techniques.

Text Book:

1. K. K. Aggarwal & Yogesh Singh, "Software Engineering", 2nd Ed., New Age International, 2005.
2. I. Sommerville, "Software Engineering", 9th Edition, Pearson Edu

Reference Books:

1. Jibitesh Mishra and Ashok Mohanty, "Software Engineering", Pearson
2. R. S. Pressman, "Software Engineering – A practitioner's approach", 5th Ed., McGraw Hill Int. Ed., 2001.
3. James Peter, W. Pedrycz, "Software Engineering: An Engineering Approach", John Wiley & Sons.

INTRODUCTION TO MANAGEMENT AND ENTREPRENEURSHIP
DEVELOPMENT

Code:24MG111

Max Marks: 70

Course Objectives: The objectives of the course are to introduce various qualities required for entrepreneurship, explain various entrepreneurship models, organize interaction with successful entrepreneurs and introduce to various tools.

UNIT I

(10 Hrs)

Introduction to Entrepreneurship: Meaning and concept of entrepreneurship, the history of entrepreneurship development, Role of entrepreneurship in economic development, General characteristics and personality traits of entrepreneurs. Factors affecting entrepreneurship, Agencies in entrepreneurship development in India.

UNIT II

(11 Hrs)

Creativity: Necessity of Creativity in the development of entrepreneur, Steps in Creativity, Defining Innovation, importance of innovation. Identification of opportunities for problem solving with innovation. Decision making and Problem Solving (steps indecision making). Example from industry, day to day operations.

UNIT III

(10 Hrs)

Role of an Entrepreneur: The Entrepreneur's role in the context of contribution to society; Examples from industry; the role of changing the mindset and the development of out of box thinking. Introduction to Design Thinking. Entrepreneurs as role models, mentors and influencers. Entrepreneurial success stories. Historical Perspective, Global Indian Entrepreneurs, Institutions, Modern Entrepreneurs.

UNIT IV

(10 Hrs)

Fundamentals of Management: Meaning of Business and its management the role and importance of leadership in entrepreneurship. Difference between Management and Leadership. The importance of planning in entrepreneurship venture. The role and importance of business plan in entrepreneurship venture.

Text Book:

1. S. S. Khanka, "Entrepreneurship Development", S. Chand.
2. Sangram Keshari Mohanty, "Fundamentals of Entrepreneurship", PHI Learning Private Limited 2018.
3. Abha Mathur, "Entrepreneurship Development", Taxman, Fifth Edition.

Reference Books:

1. Srivastava S. B: "A Practical Guide to Industrial Entrepreneurs"; Sultan Chand and Sons, New Delhi.
2. Prasanna Chandra: "Protect Preparation, Appraisal, Implementation"; Tata McGraw Hill. New Delhi.
3. Chabbra, T. N., "Entrepreneurship Development", Sun India.

विद्याधनं सर्वधनप्रधानं

ARYAVART INTERNATIONAL UNIVERSITY
Tilthai, Dharmanagar, North Tripura

PERSONALITY DEVELOPMENT SKILLS

Code:24GN301

Max Marks: 70

Course Objectives: The objective of the course is to bring about personality development with regard to the different behavioural dimensions that have far reaching significance in different situations.

UNIT I **(5 hours)**

Personality Development, Professional Etiquettes, Art of Social Conversation, Basic Body Language, Meeting and Greeting Skills.

UNIT II **(5 hours)**

Leadership and Team-Building Skills, Decision Making and Problem Solving through Effective Communication Strategies. Role plays, Team building.

UNIT III **(8 hours)**

Confidence Building Skills Self-Introduction, Self-Awareness, Mock Interviews, Extempore, Group Discussion.

UNIT IV **(4 hours)**

Stress and Time Management

Stress management - Meaning, types, Impact /Consequences (Mind, Body and Health), Tips for Busting Stress, Case Studies.

Time management- Importance, Techniques. Case Studies.

Text Book:

1. "Business Communication" by Asha Kaul- PHI.
2. "Personality Development and Communication Skills-I" by Urmila Rai and S.M. Rai - Himalaya Publishing House.
3. "Communication Skills" by Sanjay Kumar and Pushp Lata, Oxford University Press.
4. "Business Communication" by Meenakshi Raman and Prakash Singh, Oxford University Press.

Reference Books:

1. "Life Management and Stress Management" by Shawn Chhabra.
2. "Personality Development and Communication Skills-II"- by C.B. Gupta.
3. "Self-Awareness: The Hidden Driver of Success and Satisfaction"- Travis Bradberry.
4. "Business Communication" by Hory Sankar Mukherjee, Oxford University Press.

विद्याधनं सर्वधनप्रधानं

INTRODUCTION TO DATA SCIENCE

Code:24CS411

Max Marks: 70

Course Objectives: The major goals of this course are to learn how to use tools for acquiring, cleaning, analyzing, exploring, and visualizing data; making data-driven inferences and decisions; and effectively communicating results.

UNIT I

(11 Hrs)

Introduction to data Science, Evolution of Data Science, Data Science Roles, Stages in a Data science Project, Applications of Data Science In various fields, Data security Issues.

Data Collection Strategies, Data Pre-processing overview- Data Cleaning- Data Integration and transformation- Data Reduction- Data Discretization.

UNIT II

(11 Hrs)

Statistics for Data Science: Describing a Single Set of Data, Central Tendencies and Dispersion.

Descriptive Statistics- Mean, standard Deviation, Skewness and Kurtosis, Box plots, Pivot Table, Linear Regression.

UNIT III

(11 Hrs)

Why Python? - Essential Python libraries.

Introduction to NumPy: NumPy Basics: Arrays and Vectorized Computation- The NumPyndarray- Creating ndarrays- Data Types for ndarrays- Arithmetic with NumPy Arrays- Basic Indexing and Slicing.

Data handling using Pandas in python: Series (creation from ndarray, dictionary; mathematical operations; Head and Tail functions), Data Frames (creation from dictionary of series, operations on rows and columns).

Statistical functions using pandas like min, max, count, sum, quartile, standard deviation, variance &Data Frame operations like aggregation, group by, Sorting, Deleting, Renaming Index, Pivoting.

UNIT IV

(11 Hrs)

Case Studies: Checking different patterns in data, Forecasting demand, investigating clinical data.

Text Book:

1. McKinney, "Python for Data Analysis: Data Wrangling with Pandas, NumPy, and IPython", O'Reilly, 2nd Edition, 2018.
2. "Agile tools for real world data: Python for Data Analysis" by Wes McKinney, O'Reilly.
3. "Applying Data Science Business Case Studies Using SAS" By Gerhard Svolba 2017.

Reference Books:

1. "Python: The Complete Reference" by Martin Brown.
2. "Programming Python", 4th Edition by Mark Lutz Released December 2010 Publisher(s): O'Reilly Media, Inc.

विद्याधनं सर्वधनप्रधानं

INTRODUCTION TO ARTIFICIAL INTELLIGENCE

Code: 24CS412

Max Marks: 70

Course Objectives: The primary objective of this course is to introduce the basic principles, techniques, and applications of Artificial Intelligence. Emphasis will be placed on the teaching of these fundamentals, not on providing a mastery of specific software tools or programming environments. Assigned projects promote a 'hands-on' approach for understanding, as well as a challenging avenue for exploration and creativity.

UNIT I

(10 Hrs)

Overview of AI: Introduction to AI, Importance of AI, AI and its related field, AI techniques, Criteria for success. Problems, problem space and search: Defining the problem as a state space search, Production Systems and its characteristics, Issues in the design of the search programs.

Heuristic search techniques: Generate and test, hill climbing, best first search technique, problem reduction, constraint satisfaction.

UNIT II

(10 Hrs)

Knowledge Representation: Definition and importance of knowledge, Knowledge representation, various approaches used in knowledge representation, Issues in knowledge representation.

Logical Reasoning: Logical agents, propositional logic, inferences, Syntax and semantics of First Order Logic, Inference in First Order Logic Knowledge Base, forward chaining, backward chaining, unification, resolution, Expert system : Case study of Expert system in PROLOG.

UNIT III

Handling Uncertainty: Non-Monotonic Reasoning, Probabilistic reasoning, Bayes 'Theorem, Certainty factors and Rule-based Systems, Bayesian Networks, Dempster-Shafer Theory, Introduction to Fuzzy logic. Fuzzy set definition & types. Membership functions. Designing a fuzzy set for a given application.

Natural Language Processing: Introduction, Syntactic Processing, Semantic Processing, Pragmatic Processing.

UNIT IV

(10 Hrs)

Learning: Introduction to Learning, Rote Learning, learning by taking advice, learning in problem solving, learning from examples: Induction, Explanation-based Learning, Discovery, Analogy, Neural Networks, and Genetic Learning.

Text Book:

1. Rich and Knight, "Artificial Intelligence", Tata McGraw Hill, 1992.
2. Stuart Russell and Peter Norvig, "Artificial Intelligence: A Modern Approach", Prentice Hall, Second Edition (Indian Reprint: Pearson Education).

Reference Books:

1. Ivan Brakto, "Prolog Programming for AI", Addison Wesley.
2. George F. Luger, "Artificial Intelligence" Pearson Education.
3. Ben Coppin, "Artificial Intelligence Illuminated" Jones and Bartlett Publisher.

विद्याधनं सर्वधनप्रधानं

NETWORK SECURITY

Code: 24CS413

Max Marks: 70

Course Objectives:

This course provides an essential study of network security issues and methods in networking systems.

UNIT I

(12 Hrs)

Introduction to Network Security and related issues- authentication, confidentiality, integrity, anonymity, etc. Network Security Models, Network Security Threats, Secure socket layer (SSL)/ Transport layer security (TLS), Public Key Infrastructure, Digital Signature Schemes.

UNIT II

(11 Hrs)

Firewalls: Overview, Types, Features, User Management, Intrusion Detection and Prevention Systems, Intruders, Viruses and Related Threats, Firewall Design Principles, Packet filtering firewall, VPN.

UNIT III

(11 Hrs)

Authentication applications - Kerberos, X.509, E-Mail security, pretty good privacy (PGP), Secure Multipurpose Internet Mail Extensions (S/MIME), IP security overview, IP security policy, Encapsulating security payload (ESP).

Network Management Security: Overview of SNMP Architecture. Available software platforms/case tools, Configuration Management.

UNIT IV

(10 Hrs)

Intrusion Detection: Intruders, Intrusion Detection, Host-Based Intrusion Detection, Distributed Host-Based Intrusion Detection, Network-Based Intrusion Detection, Distributed Adaptive Intrusion Detection, Intrusion Detection Exchange Format, Honey pots, Virtual Private Network.

Text Book:

1. Kaufman et al., "Network Security", Second Edition, Publisher: Prentice Hall, 2002.
2. Stallings and Brown, "Computer Security: Principles and Practice", Fourth Edition, Publisher: Pearson, 2018.

Reference Books:

1. Trappe and Washington, "Introduction to Cryptography with Coding Theory", Third Edition, Publisher: Pearson, 2020.
2. "Principles of Information Security": Michael E. Whitman, Herbert J. Mattord, CENGAGE Learning, 4th Edition.
3. Kaufman et al., "Network Security", Second Edition, Publisher: Prentice Hall, 2002.
4. W. Mao, "Modern Cryptography – Theory and Practice", Pearson Education.

विद्याधनं सर्वधनप्रधानं

WEB DEVELOPMENT WITH PYTHON AND DJANGO

Code: 24CS414

Max Marks: 70

Course Objectives: The objective of this course is to enable students to learn about the most advanced Web-app development environments with immense exposure on practicality. The course is designed for enriching the knowledge of different Web based Python and Django Frameworks.

UNIT I

(11 Hrs)

Web development basics: Client server architecture, webserver, web browser, basic of HTML concept, basics of CSS, basics of JavaScript, Bootstrap.

Introduction to Django: Web Framework, The MVC and MTV Design Pattern, Difference between MVC and MTV design patterns, Django's History, Installation of Python, Installation of Django using PIP command, Understanding Django environment, Django Commands Overview.

UNIT II

(11 Hrs)

The Basics of Dynamic Web Pages: (Views and URLconfs): Creating View, Dynamic Content, Mapping URLs to Views, processing a Request, URL configurations and Loose Coupling, Creating View with Dynamic URLs, Django's Error Pages.

The Django Template System: Template System Basics, template language: variables, Boolean Operators, for loop, if, Basic Template Tags and Filters, Comments, Using Templates in Views, Template Loading, Template Inheritance Tags, Creating a Model Manipulating Data (CRUD) Linking Models.

Django Forms: Creating a form using Django Forms, Render HTML Forms (GET & POST), Form Fields, form field custom widgets, Simple Validation

UNIT III

(11 Hrs)

Interacting with a Database: Models: Using Database Queries in Views (hard-coding the connection parameters), Configuring the Database, Creating First App, Defining Models in Python, Creating, Installing the Model, Basic Data Access, Adding Model String Representations, Inserting and Updating Data, Selecting Objects, Filtering Data, Retrieving Single Objects, Ordering Data, Chaining Lookups, Slicing Data, Deleting Objects, Making Changes to a Database Schema, Basic model data types and fields list, Relationship Fields, Field options, Adding Fields, Validation on Fields in a Model, using Django Field Choices, Removing Fields, Removing Many to Many Fields, Removing Models, creating forms using Models.

UNIT IV

(11 Hrs)

The Django Administration Site: Creating superuser for accessing the backend admin app, registering custom Django models with the admin site, customizing admin rendering of Django models, Customizing Django admin templates look and feel.

Deploying Django Project: Real time project: E-commerce domain applications Front-End Back- End HTML, CSS, BOOTSTRAP, DJANGO SQLite.

Preparing Your Codebase for Production, implementing error Templates, Setting up Error Alerts.

Sessions, Users, and Registration: Getting and Setting cookies, Setting Test Cookies Django's Session Framework: enabling sessions, using session in views, Using Sessions Outside of Views, destroying a session using flush.

Security in Django: Cross site request forgery protection, Cryptographic Signing.

Text Book:

1. "The Django Book" freely available - <https://django.book.readthedocs.io/en/latest/index.html>
2. "Django 3" By Example, 3rd Edition, By Antonio Mele.

Reference Books:

1. <https://docs.djangoproject.com/>
2. "Python Web Development with Django" by Jeff Forcier, Paul Bissex, Wesley Chun.
3. "Django for Beginners: Build websites with Python and Django" by William S. Vincent.

DIGITAL MARKETING

Code: 24MG112

Max Marks: 70

Course Objectives: This course aims to familiarize students with the concept of digital marketing and its current and future evolutions. It further aims to be able to equip students with the ability to understand and subsequently create strategic and targeted campaigns using digital media tools.

UNIT I

(11 hours)

Digital Marketing Basics: Digital Marketing meaning and its importance, Traditional vs Digital Marketing, Benefits of Digital Marketing, Internet Marketing basics, Digital Marketing channels, Types of Business models, Digital Marketing strategies (P.O.E.M framework), Inbound and Outbound marketing, Digital Transformation model, 4Cs of Digital Marketing.

UNIT II

(11 hours)

Social Media Marketing: Introduction, Social Media marketing strategies, Overview of Social media platforms– Instagram, Snapchat, Facebook, Mobile, Twitter, Content Planning and Strategy, Influential marketing, Content marketing, Digital Marketing campaign.

UNIT III

(11 hours)

Search Engine Optimization: Introduction to SEO, On-Page and Off-Page Optimization, Role of Keywords in SEO, Organic vs Non-Organic SEO, Blogging as marketing strategy, Types of Blogs.

Search Engine Marketing: Introduction to Paid marketing, Google AdWords, Types of campaigns and Campaign creation.

UNIT IV

(11 hours)

Tools for SMM and Marketing communication: Overview of Buffer, Hootsuite, Canva, Trello and Hot jar.

Web Analytics: Meaning, Purpose and process, Types, Tools for analytics – Google analytics, Audience analytics, Acquisition analytics, Behaviour analytics, Conversion analytics.

Text Book:

1. Rajan Gupta, Supriya Madan, “Digital Marketing”, BPB Publication, 1st Edition, 2022
2. Seema Gupta, “Digital Marketing”, McGraw Hill, 2nd Edition, 2018.
3. Puneet Singh Bhatia, “Fundamentals of Digital Marketing”, Pearson, 2nd Edition, 2020.

Reference Books:

1. Ian Dodson, “The Art of Digital Marketing”, Wiley, 2017.
2. Nitin Kamat, Chinmay Nitin Kamat, “Digital Marketing”, Himalaya Publishing House, 1st Edition, 2017.
3. Vandana Ahuja, “Digital Marketing”, Oxford University Press, 8th Edition, 2019.
4. Judy Strauss, Raymond Frost, “E- Marketing”, PHI learning, 5th Edition, 2009.
5. Moutusy Maity, “Internet Marketing”, Oxford University Press, 2018.
6. Stephanie Diamond, “Digital Marketing”, Wiley, 2019.
7. T. N. Swaminathan, Karthik Kumar, “Digital Marketing From Fundamentals to Future”, Cengage, 1st Edition, 2019.

ARYAVART INTERNATIONAL UNIVERSITY
Tilthai, Dharmanagar, North Tripura

PROJECT MANAGEMENT

Code: 24MG113

Max Marks: 70

Course Objectives: The objective of the course is to teach students how to approach project management and understand all the essential concepts from both a theoretical and applied perspective.

UNIT I

(14 Hrs)

Overview of Project Management: Verities of project, Project Features, Project Life Cycle – S-Curve, J-C.

Project Selection: Project Identification and Screening – New ideas, Vision, Long-term objectives, SWOT Analysis (Strength, Weakness, Opportunities, Threats).

Project Appraisal – Market Appraisal, Technical Appraisal, Economic Appraisal, Ecological Appraisal and Financial Appraisal – Payback, Net Present Value (NPV), Internal Rate of Returns (IRR).

Project Selection – Decision Matrix, Technique for Order Preference using Similarity to Ideal Solution (TOPSIS), Simple Additive Weighting (SAW).

UNIT II

(12 Hrs)

Project Presentation: WBS, Project Network – Activity on Arrow (A-O-A), Activity on Node (A-O-N).

Project Scheduling: Gant Chart, Critical Path Method (CPM), Project Evaluation & Review Technique (PERT). Linear time cost trade-offs in project – Direct cost, indirect cost, Project crashing Resource Consideration – Profiling, Allocation, Levelling.

Introduction to project management software: Primavera/ Microsoft project

Unit III

(12 Hrs)

Project Execution: Monitoring control cycle, Earned Value Analysis (EVA), Project Control– Physical control, Human control, financial control.

Organizational and Behavioural Issues: Organizational Structure, Selection-Project Manager, Leadership Motivation, Communication, Risk Management.


Project Termination: Extinction, Addition, Integration, Starvation.

TEXTBOOKS:

1. Jack R. Meredith and Samuel J. Mantel, Jr. – “Project Management- A Managerial Approach” Eighth Edition – John Wiley & Sons Inc – 2012.
2. Arun Kanda – “Project Management- A Life Cycle Approach” PHI Learning Private Limited – 2011.

REFERENCES:

1. “A Guide to Project Management Body of Knowledge” PMBOK GUIDE, Sixth edition, Project management Institute – 2017.
2. Ted Klastorin – “Project Management, Tools, and Trade-Offs” – John Wiley – 2011.



विद्याधनं सर्वधनप्रधानं

ARYAVART INTERNATIONAL UNIVERSITY
Tilthai, Dharmanagar, North Tripura

JAVA LAB

Code: 24CS491

Max Marks: 70

(BASED ON 24CS401) Java Programming

Core Practical (Implement minimum 10 out of 15 practicals)

1. Write a program declaring a class Rectangle with data member's length and breadth and member functions Input, Output and CalcArea.
2. Write a program to demonstrate use of method overloading to calculate area of square, rectangle and triangle.
3. Write a program to demonstrate the use of static variable, static method and static block.
4. Write a program to demonstrate concept of ``this``.
5. Write a program to demonstrate multi-level and hierarchical inheritance.
6. Write a program to use super() to invoke base class constructor.
7. Write a program to demonstrate run-time polymorphism.
8. Write a program to demonstrate the concept of aggregation.
9. Write a program to demonstrate the concept of abstract class with constructor and ``final`` method.
10. Write a program to demonstrate the concept of interface when two interfaces have unique methods and same data members.
11. Write a program to demonstrate checked exception during file handling.
12. Write a program to demonstrate unchecked exception.
13. Write a program to demonstrate creation of multiple child threads.
14. Write a program to use Byte stream class to read from a text file and display the content on the output screen.
15. Write a program to demonstrate any event handling.

Application Based Practical (Implement minimum 5 out of 10 practicals)

1. Create a class employee which have name, age and address of employee, include functions getdata() and showdata(), getdata() takes the input from the user, showdata() display the data in following format:
 - a. Name:
 - b. Age:
 - c. Address:
2. Write a Java program to perform basic Calculator operations. Make a menu driven program to select operation to perform (+ - * /). Take 2 integers and perform operation as chosen by user.
3. Write a program to make use of Buffered Stream to read lines from the keyboard until 'STOP' is typed.
4. Write a program declaring a Java class called SavingsAccount with members ``accountNumber`` and ``Balance``. Provide member functions as ``depositAmount ()`` and ``withdrawAmount ()``. If user tries to withdraw an amount greater than their balance then throw a user-defined exception.
5. Write a program creating 2 threads using Runnable interface. Print your name in ``run ()`` method of first class and "Hello Java" in ``run ()`` method of second thread.
6. Write program that uses swings to display combination of RGB using 3 scrollbars.
7. Write a swing application that uses atleast 5 swing controls
8. Write a program to implement border layout using Swing.
9. Write a java program to insert and update details data in the database.
10. Write a java program to retrieve data from database and display it on GUI.

Note:

1. In total 15 practical to be implemented. 2 additional practical may be given by the course instructor.
2. This is a suggestive list of programs. However, the instructor may add programs as per the requirement of the course.

ARYAVART INTERNATIONAL UNIVERSITY
Tilthai, Dharmanagar, North Tripura

SOFTWARE ENGINEERING LAB

Code: 24CS492

Max Marks: 70

(BASED ON 24CS402)Software Engineering

1. Select and Write down the problem statement for a real time system of relevance.
2. Analyze requirement for a system and develop Software Requirement Specification Sheet (SRS) for suggested system.
3. To create the function oriented diagram: Data Flow Diagram (DFD).
4. To perform the user's view analysis for the suggested system: Use case diagram.
5. To draw the structural view diagram for the system: Class diagram.
6. To draw the behavioral view diagram : State-chart diagram or Activity diagram.
7. To perform the behavioral view diagram for the suggested system : Sequence diagram.
8. Draw the component diagram.
9. Draw the Deployment diagram.
10. Perform Measurement of complexity with Halstead Metrics for chosen system.

Suggested Applications:

- (i) Inventory Management
- (ii) Library Management
- (iii) Result Management
- (iv) Hotel Management System
- (v) Any Website
- (vi) Any mobile application
- (vii) E-Commerce website
- (viii) Any other application

Note:

1. Students are required to identify an application in the beginning of the semester and conduct all practicals for the same application.
2. In total 10 practicals to be implemented.
3. Students may use any open source software i.e. argoUML for drawing the above diagrams.
4. Students may Use testing tool such as junit.
5. Student may Use configuration management tool-libra.

विद्याधनं सर्वधनप्रधानं

ARYAVART INTERNATIONAL UNIVERSITY
Tilthai, Dharmanagar, North Tripura

Theory Paper

Total: 100 Marks
External: 70 Marks
Internal: 30 Marks

External: 70 Marks

10 Question (MCQ): 1 marks each (1x10 = 10)
Answer any 6 out of 8 (Very Short 20-30 Words): 2 marks each (2x6 = 12)
Answer any 6 out of 8 (Short 50-70 Words): 3 marks each (3x6 = 18)
Answer any 6 out of 8 (Long 100-120 Words): 5 marks each (5x6 = 30)

Internal : 30 Marks

Two Internal Assessment Examinations will be conducted, each carrying 50 marks. The higher of the two scores will be considered for the final assessment.

Lab

Practical: 100 Marks
External: 70 Marks
Internal: 30 Marks

External (Two programs): 70 Marks

Program Writing: 10 + 10 Marks
Algorithm & Flowchart : 5 + 5 Marks
Program Execution: 15 + 15 Marks
Viva: 10 Marks

Internal Assessment (30 Marks)

Internal Assessment Examinations will be conducted, carrying 50 marks

Record: 5 Marks
Attendance: 5 Marks
Program Writing: 15 Marks
Program Execution: 15 Marks
Viva: 10 Marks

विद्याधनं सर्वधनप्रधानं

ARYAVART INTERNATIONAL UNIVERSITY

Tilthai, Dharmanagar, North Tripura-799250

Syllabus for B Sc IT

Semester 5

Theory										
Course Code	Topic	L	T	P	Credit	External Marks	Internal Marks	Practical Marks	Total Marks	
24CS304	Design and Analysis of Algorithms	3	1	0	4	70	30	0	100	
24CS502	Cloud Computing	3	1	0	4	70	30	0	100	
24CS615	Software Project Management	4	0	0	4					
Discipline Specific Elective (DSE-2) (Choose any one)										
24CS511	Machine Learning with Python	4	0	0	4	70	30	0	100	
24CS512	Web Security	4	0	0	4	70	30	0	100	
24CS513	Web Development with Java & JSP	4	0	0	4	70	30	0	100	
Project										
24PR401	Minor Project	0	0	4	4	0	100	0	100	
Total					22	280	90	130	500	

ARYAVART
INTERNATIONAL UNIVERSITY



विद्याधनं सर्वधनप्रधानं

Detailed Syllabus

DESIGN AND ANALYSIS OF ALGORITHMS

Code: 24CS304

Max Marks: 70

Course Objectives: This course is designed to introduce the students to design and analyse algorithms in terms of efficiency and correctness. The course focuses on highlighting difference between various problem solving techniques for efficient algorithm design.

UNIT I (12 Hrs)

Introduction

Algorithm - Pseudo Code for Expressing Algorithms - Performance Analysis- Space Complexity - Time Complexity- Asymptotic Notation - Big Oh Notation - Omega Notation - Theta Notation and Little Oh Notation. - Recurrences - Substitution method, Recursion-tree method, Master method.

UNIT II (12 Hrs)

Disjoint Sets, Divide and Conquer

Disjoint Sets: Disjoint Set Operations - Union and find Algorithms.

Divide and Conquer: General Method - Applications-Binary Search – Quick Sort - Merge Sort-Strassen's Matrix Multiplication.

UNIT III (12 Hrs)

Dynamic Programming

General Method –Applications-Matrix Chain Multiplication - Optimal Binary Search Trees - 0/1 Knapsack Problem - All Pairs Shortest Path Problem - Travelling Sales Person Problem – Reliability Design Problem.

UNIT IV (12 Hrs)

Greedy Method and Backtracking

Greedy Method: General Method –Applications- Job Sequencing with Deadlines - Knapsack

Problem - Minimum Cost Spanning Trees - Single Source Shortest Path Problem - Backtracking:

General Method – Applications-N-Queens Problem - Sum of Subsets Problem - Graph Colouring - Hamiltonian Cycles.

UNIT V (12 Hrs)

Branch and Bound, Np-Hard and Np-Complete Problems

Branch and Bound: General Method - Applications - Travelling Sales Person Problem - 0/1 Knapsack Problem- LC Branch and Bound Solution - FIFO Branch and Bound Solution.

NP Hard and NP-Complete Problems: Basic Concepts - Non deterministic algorithms - NP – Hard and NP Complete Classes - Cook's Theorem.

Text Book:

1. Ellis Horowitz, Satraj Sahni, Sanguthevar Rajasekharan, "Fundamentals of Computer Algorithms", Universities Press, 2nd Edition, 2015.
2. Alfred V. Aho, John E. Hopcroft, Jeffrey D, "The Design and Analysis Of Computer Algorithms", Pearson India, 1st Edition, 2013.

Reference Books:

1. Knuth Donald E, "Art of Computer Programming: Fundamental Algorithms Volume 1 - Fundamental Algorithms", Third Edition, Pearson Publishers, 2011.
2. Levitin A, "Introduction to the Design and Analysis of Algorithms", Pearson Education, 3rd Edition, 2012.
3. Thomas H. Cormen, C. E. Leiserson, R. L. Rivest and C. Stein, "Introduction to Algorithms", Third edition, MIT Press, 2009.
4. Jon Kleinberg, Éva Tardos, "Algorithm Design", Pearson education, 2014.

विद्याधनं सर्वधनप्रधानं

CLOUD COMPUTING

Code: 24CS502

Max Marks: 70

Course Objectives: The primary objectives of cloud computing include increasing efficiency, scalability, and flexibility of IT resources, while reducing costs and complexity. By leveraging cloud services, organizations can access computing resources on-demand, easily scale up or down based on their needs, and benefit from pay-as-you-go pricing models. This enables businesses to focus on their core competencies, innovate more rapidly, and respond quickly to changing market demands without significant upfront investments in hardware and infrastructure.

UNIT I

(11 Hrs)

Cloud Computing Overview –Services of Internet, Origins of Cloud computing – Cloud components – Essential characteristics – On-demand self-service, The vision of cloud computing – Characteristics, benefits, and Challenges ahead

UNIT II

(11 Hrs)

Cloud Computing Architecture-Introduction – Internet as a Platform, The cloud reference model - Types of clouds - Economics of the cloud, Computing platforms and technologies, Cloud computing economics, Cloud infrastructure - Economics of private clouds - Software productivity in the cloud - Economics of scale: public vs. private clouds.

UNIT III

(11 Hrs)

Principles of Parallel and Distributed Computing: Parallel vs. distributed computing - Elements of parallel computing - Hardware architectures for parallel processing, Approaches to parallel programming - Laws of caution.

UNIT IV

(11 Hrs)

Virtualization: Introduction - Characteristics of virtualized environments - Taxonomy of virtualization techniques - Virtualization and cloud computing - Pros and cons of virtualization - Technology example: VMware: full virtualization, Types of hardware virtualization: Full virtualization - partial virtualization - para virtualization

Text Book:

1. Rajkumar Buyya, Christian Vecchiola and S. Thamarai Selvi, “Mastering Cloud Computing- Foundations and Applications Programming”, MK publications, 2013.
2. Gautam Shroff, “Enterprise Cloud Computing: Technology, Architecture, Applications” by Cambridge University Press, 2010.

Reference Books:

1. Michael J. Kavis, “Architecting the Cloud: Design Decisions for Cloud Computing Service Models (SaaS, PaaS, and IaaS)”, John Wiley & Sons Inc., Jan 2014.

विद्याधनं सर्वधनप्रधानं

SOFTWARE PROJECT MANAGEMENT

Code: 24CS615

Max. Marks: 70

Course Objectives: The course provides an in depth examination of project management principles and modern software project management practices. The five process groups and nine knowledge areas examined in the context of the systems development lifecycle. Methods for managing and optimizing the software development process are discussed along with techniques for performing each phase of the systems development lifecycle. Portfolio management and the use and application of software project management tools are also discussed.

UNIT I: SYSTEM ANALYSIS & DESIGN

Overview of system analysis & Design: Introduction to different methodologies & structured system analysis – Details of SDLC approach – mini cases – E.R. diagrams – DFD concepts – Data dictionary concepts. Structure charts – modular programming – I/O & file design consideration – Entity Life histories (ELH).

UNIT II: SYSTEM IMPLEMENTATION

System implementation & maintenance: Implementation Strategies – SW / HW selection & procurement – Control & security – issues of designing & implementing on-line systems – data communication requirements – system conservation approaches & selection issues.

UNIT III: PROJECT DEVELOPMENT & DATABASE DESIGN

Introduction to Database technologies & CASE tools with specific packages – overview of relational model – Database creation – SQL command – Normalization – designing forms & reports – using CASE tools for system analysis & design-case studies – Cost / benefit analysis – project & resource planning – design & development testing & documentation.

UNIT IV: SOFTWARE PROJECT MANAGEMENT

Software project management: challenges & opportunities – changing technologies & approaches – choice development of methodologies & technical platforms, project management techniques – monitoring & measurement of progress.

UNIT V: SOFTWARE PROJECT MANAGEMENT

Software project management – elements, cost estimation, manpower planning, Software & Product Metrics – Quality assurance & control – standards' & documentation – testing – implementation – training – technology management – quality standards – certificate – handling multiple projects, issues of share development.

Text books:

1. Software Engineering Principles and practice by Waman S. Jawadekar Tata McGraw Hill Co. – Chennai. Email : mark_pani@mcgrawhill.com
2. For Unit I Database Management systems Alexis Leon & Mathews Leon, Vikas Publishing House PVT Ltd.
3. Software Project Management by S.A. Kelkar, PHI learning India PVT Ltd., Email : phi@phindia.com
4. Software project management (2 volumes set) by Prof. SN. Singh and SL. Gupta – Global India publications PVT Ltd., New Delhi. Email : info@globalindiapublications.com

विद्याधनं सर्वधनप्रधानं

MACHINE LEARNING WITH PYTHON

Code: 24CS511

Max Marks: 70

Course Objectives: Machine Learning is broad and fast growing sub-field of Artificial Intelligence. This course introduces students to the basic concepts and techniques of Machine Learning. The objective of this course is to develop the skills required for Machine Learning Technologies with use of Python to analyze data, create beautiful visualizations, and problem solving using powerful machine learning algorithms.

UNIT I

(11 Hrs)

Introduction to Machine Learning, Why Machine learning, Types of Machine Learning Problems, Applications of Machine Learning. Supervised Machine Learning- Regression and Classification. Binary Classifier, Multiclass Classification, Multilabel Classification. Performance Measures- Confusion Matrix, Accuracy, Precision & recall, ROC Curve. Advanced Python- NumPy, Pandas. Python Machine Learning Library Scikit-Learn, Linear Regression with one Variable, Linear Regression with Multiple Variables, Logistic Regression.

UNIT II

(11 Hrs)

Supervised learning Algorithms: Decision Trees, Tree pruning, Rule-base Classification, Naïve Bayes, Bayesian Network. Support Vector Machines, k-Nearest Neighbour, Ensemble Learning and Random Forest algorithm.

UNIT III

(11 Hrs)

Artificial Neural Networks, HebbNet, Perceptron, Adaline, Multilayer Neural Network, Architecture, Activation Functions, Loss Function, Hyper parameters, Gradient Descent, Backpropagation, Variants of Backpropagation, Avoiding overfitting through Regularization, Applications of Neural Networks.

UNIT IV

(11 Hrs)

Unsupervised learning algorithms: Introduction to Clustering, K-means Clustering, Hierarchical Clustering, Kohonen Self-Organizing Maps. Implementation of Unsupervised algorithms. Feature selection and Dimensionality reduction, Principal Component Analysis.

Text Book:

1. Geron Aurelien, "Hands-On Machine Learning with Scikit-Learn & TensorFlow", O'REILLY, First Edition, 2017.
2. U Dinesh Kumar and Manaranjan Pradhan, "Machine Learning using Python", Wiley, 2019.
3. Fausett Laurence, "Fundamentals of Neural Networks", Pearson, Ninth Edition, 2012.

Reference Books:

1. Tom Mitchell, "Machine Learning", First Edition, McGraw- Hill, 1997.
2. Budd T A, "Exploring Python", McGraw-Hill Education, 1st Edition, 2011.
3. Jake VanderPlas, "Python Data Science Handbook", O'Reilly, 1st Edition, 2017.

विद्याधनं सर्वधनप्रधानं

WEB SECURITY

Code: 24CS512

Max Marks: 70

Course Objectives: This course is a comprehensive overview of web security. The goal is to build an understanding of the most common web attacks and their countermeasures.

UNIT I

(12 Hrs)

Components of Internet, Weak points of Internet, HTTP vs HTTPS, Overview of web authentication technologies, Web application architecture, Recent attack trends, Types of Web Security, Web infrastructure security/Web application firewalls, managing configurations for web apps, Techniques of Web Hacking, Methods of Attacking users, Importance of Web Application Security, Web Application Security vs Network Security. Social Media security - What is Online Social Networks, data collection from social networks, challenges, opportunities, and pitfalls in online social networks, APIs Collecting data from Online social media. Trust, credibility, and reputations in social systems.

UNIT II

(11 Hrs)

Internet and Web Application Security: Email security (PGP and SMIME), Web Security: Web authentication, Injection Flaws, Programming Bugs and Malicious code, XSS and SQL Injection, Memory corruption exploits, Web Browser Security, E-Commerce Security

UNIT III

(11 Hrs)

Wireless Network Security: Components, Security issues, Securing a Wireless Network, Mobile Security Management: Disaster Recovery, Ethical Hacking, Penetration Testing, Computer Forensics, Cyber laws and crime, Security Audit and Investigation, Cyber Security Solutions

UNIT IV

(10 Hrs)

Web services overview, Honeypot, XML security, AJAX attack trends and common attacks, REST security, Content Security Policy Serialization security, Clickjacking, DNS rebinding, HTML5 security, Logging collection and analysis for web apps, Security testing, IPv6 impact on web security

Text Book:

1. Joel Scambray, Vincent Liu, Caleb Sima, "Hacking Exposed Web Applications, 3rd Edition", McGraw-Hill, October 2010.
2. Baloch, R., "Ethical Hacking and Penetration Testing Guide", CRC Press, 2015.

Reference Books:

1. Dafydd Stuttard, and Marcus Pinto, "The Web Application Hacker's Handbook: Finding and Exploiting Security Flaws", 2nd Edition, John Wiley & Sons, 2011.
2. Council, Ec., "Computer Forensics: Investigating Network Intrusions and Cybercrime", Cengage Learning, Second Edition, 2010.
3. John W. Rittinghouse, William M. Hancock, "Cyber Security Operations Handbook", Elsevier Pub.
4. Deborah G Johnson, "Computer Ethics", 4th Edition, Pearson Education Publication.
5. Earnest A. Kallman, J. P. Grillo, "Ethical Decision making and IT: An Introduction with Cases", McGraw Hill Publication.

विद्याधनं सर्वधनप्रधानं

ARYAVART INTERNATIONAL UNIVERSITY
Tilthai, Dharmanagar, North Tripura

WEB DEVELOPMENT WITH JAVA & JSP

Code: 24CS513

Max Marks: 70

Course Objectives: The Java Web Development- Servlets & JSP course introduces students to JEE 6 versions of these popular and extensively used aspects of the Java Enterprise Edition platform. It explains the design, development and deployment of web applications using these core Java technologies. This course is aimed at programmers who need to understand and program in the Java enterprise architecture.

UNIT I

(11 Hrs)

Introduction to HTML, CSS and Java Script: Content, layout, and styling of web page

J2EE and Web Development: Java Platform, J2EE Architecture Types, Types of Servers in J2EE Application, HTTP Protocols and API, Web Application Structure, Web Containers and Web Architecture Models.

Swings: Introduction and comparison with AWT controls.

UNIT II

(11 Hrs)

Introduction to Java EE Web Component: Overview of Servlet, Servlet Life Cycle, Types of Servlets, HTTP Methods Structure and Deployment descriptor Servlet Context and Servlet Config interface, State Management: client and server side,

JDBC Programming: JDBC Architecture, Types of JDBC Drivers, Introduction to major JDBC Classes and Interface, creating simple JDBC Application, Database operations using JDBC, Types of Statement (Statement Interface, Prepared Statement, Callable Statement), Exploring Result Set Operations.

UNIT III

(11 Hrs)

Java Server Pages: Introduction to JSP, Comparison with Servlet, JSP Architecture, JSP Life Cycle, JSP Directives, JSP Action, JSP Standard Tag Libraries, JSP Session Management.

Develop Web Applications with JSF: JavaServer Faces (JSF) framework, architecture of JSF web applications, development view of a JSF application.

UNIT IV

(11 Hrs)

Java Beans, Java Web Frameworks: Spring MVC: Java Beans, Spring Introduction, Spring Architecture, Spring MVC Module, Bean life cycle, Spring API.

Hibernate and Struts: Java Beans, Introduction to Hibernate, Hibernate Architecture, Hibernate Mapping Types, Introduction to Struts, core components, architecture, Interceptors, validation.

Advance Networking: Networking Basics, Introduction of Socket, Types of Sockets, Socket API, TCP/IP client sockets, URL, TCP/IP server sockets, Datagrams, java.net package Socket, ServerSocket, InetAddress, URL, URLConnection.

Text Book:

1. Herbert Schildt, "Java - The Complete Reference", Oracle Press, 9th Edition, 2014.
2. Y. Daniel Liang, "Introduction to Java Programming, Comprehensive Version", Pearson.
3. "Sams Teach Yourself HTML, CSS & JavaScript Web Publishing in One Hour a Day" by Laura Lemay, Rafe Colburn, Jennifer Kyrnin, 2015

Reference Books:

1. E. Balaguruswamy, "Programming with Java", Tata McGraw Hill, 4th Edition, 2009.
2. Cay Horstmann, "Computing Concepts with Java 2 Essentials", John Wiley & Sons, 2nd Edition, 1999.
3. Jeffrey C. Jackson, "Web Technologies: A Computer Science Perspective", Pearson.
4. "Jakarta Struts Cookbook" by Bill Siggelkow, O'Reilly Media, Inc. 2005.

विद्याधनं सर्वधनप्रधानं

MINOR PROJECT

Code: 24PR401

Max Marks: 70

PROJECT REPORT

All the students are required to submit a report based on the project work done by them during the sixth semester.

SYNOPSIS (SUMMARY/ABSTRACT):

All students must submit a summary/abstract separately with the project report. Summary, preferably, should be of about 3-4 pages. The content should be as brief as is sufficient enough to explain the objective and implementation of the project that the candidate is going to take up. The write up must adhere to the guidelines and should include the following:

- Name/Title of the Project
- Statement about the Problem
- Why is the particular topic chosen?
- Objective and scope of the Project
- Methodology (including a summary of the project)
- Hardware & Software to be used
- Testing Technologies used
- What contribution would the project make?

TOPIC OF THE PROJECT- This should be explicitly mentioned at the beginning of the Synopsis. Since the topic itself gives a peep into the project to be taken up, candidate is advised to be prudent on naming the project. This being the overall impression on the future work, the topic should corroborate the work.

OBJECTIVE AND SCOPE: This should give a clear picture of the project. Objective should be clearly specified. What the project ends up to and in what way this is going to help the end user has to be mentioned.

PROCESS DESCRIPTION: The process of the whole software system proposed, to be developed, should be mentioned in brief. This may be supported by DFDs / Flowcharts to explain the flow of the information.

RESOURCES AND LIMITATIONS: The requirement of the resources for designing and developing the proposed system must be given. The resources might be in form of the hardware/software or the data from the industry. The limitation of the proposed system in respect of a larger and comprehensive system must be given.

CONCLUSION: The write-up must end with the concluding remarks- briefly describing innovation in the approach for implementing the Project, main achievements and also any other important feature that makes the system stand out from the rest.

The following suggested guidelines must be followed in preparing the Minor Project Report:

Good quality white A4 size paper should be used for typing and duplication. Care should be taken to avoid smudging while duplicating the copies.

Page Specification: (Written paper and source code)

- Left margin- 3.0cms
- Right margin- 2.0cms
- Top margin- 2.54cms
- Bottom margin- 2.54cms
- Page numbers- All text pages as well as Program source code listing should be numbered at the bottom centre of the pages.

Normal Body Text: Font Size: 12, Times New Roman, Double Spacing, Justified. 6 points above and below para spacing.

Paragraph Heading Font Size: 14, Times New Roman, Underlined, Left Aligned. 12 point above & below spacing.

Chapter Heading Font Size: 20, Times New Roman, Centre Aligned, 30 points above and below spacing.

Coding Font size: 10, Courier New, Normal

ARYAVART INTERNATIONAL UNIVERSITY
Tilthai, Dharmanagar, North Tripura

Submission of Project Report to the University: The student will submit his/her project report in the prescribed format. The Project Report should include:

1. One copy of the summary/abstract.
2. One hard Copy of the Project Report.
3. The Project Report may be about 75 pages (excluding coding).

FORMAT OF THE STUDENT PROJECT REPORT ON COMPLETION OF THE PROJECT

- I. Cover Page as per format
- II. Acknowledgement
- III. Certificate of the project guide
- IV. Synopsis of the Project
- V. Main Report
 - i. Objective & Scope of the Project
 - ii. Theoretical Background Definition of Problem
 - iii. System Analysis & Design vis-à-vis User Requirements
 - iv. System Planning (PERT Chart)
 - v. Methodology adopted; System Implementation & Details of Hardware & Software used System Maintenance & Evaluation
 - vi. Detailed Life Cycle of the Project
 - a. ERD,DFD
 - b. Input and Output Screen Design
 - c. Process involved
 - d. Methodology used testing
 - e. Test Report, Print out of the Report & Code Sheet
- VI. Coding and Screenshots of the project
- VII. Conclusion and Future Scope
- VIII. References

Formats of various certificates and formatting styles are as:

1. Certificate from the Guide

CERTIFICATE

This is to certify that this project entitled “xxxxxx xxxxxxxxxxx xxx” submitted in partial fulfillment of the degree of Bachelor of Science (Information Technology) to the “xxxxxxxxxxxxxxxxxxxxxxxxxxxxxxxx” through xxxxxx xxxxxx done by Mr./Ms., Enrollment No. _____ is an authentic work carried out by him/her at _____ under my guidance. The matter embodied in this project work has not been submitted earlier for award of any degree to the best of my knowledge and belief.

Signature of the student

Signature of the Guide

2. Project Report Cover Page Format:

Title of the Project/report

(Times New Roman, Italic, Font size=24)

Submitted in partial fulfilment of the requirements for the award of the degree of

Bachelor of Science (Information Technology) (Bookman Old Style, 16-point, centre)

ARYAVART INTERNATIONAL UNIVERSITY
Tilthai, Dharmanagar, North Tripura

Submitted to:
(Guide Name)

Submitted by:
(Student's name)
Enrolment No.:

3. Self-Certificate by the students

SELCERTIFICATE

This is to certify that the dissertation/project report entitled "....." is done by me is an authentic work carried out for the partial fulfillment of the requirements for the award of the degree of Bachelor of Science (Information Technology) under the guidance of _____. The matter embodied in this project work has not been submitted earlier for award of any degree or diploma to the best of my knowledge and belief.

Signature of the student
Name of the Student
Enrollment No.

4. ACKNOWLEDGEMENTS

In the "Acknowledgements" page, the writer recognizes his indebtedness for guidance and assistance of the thesis adviser and other members of the faculty. Courtesy demands that he also recognizes specific contributions by other persons or institutions such as libraries and research foundations. Acknowledgements should be expressed simply, tastefully, and tactfully.

ARYAVART
INTERNATIONAL UNIVERSITY



विद्याधनं सर्वधनप्रधानं

ARYAVART INTERNATIONAL UNIVERSITY
Tilthai, Dharmanagar, North Tripura

Theory Paper

Total: 100 Marks
External: 70 Marks
Internal: 30 Marks

External: 70 Marks

10 Question (MCQ): 1 mark each ($1 \times 10 = 10$)
Answer any 6 out of 8 (Very Short 20-30 Words): 2 marks each ($2 \times 6 = 12$)
Answer any 6 out of 8 (Short 50-70 Words): 3 marks each ($3 \times 6 = 18$)
Answer any 6 out of 8 (Long 100-120 Words): 5 marks each ($5 \times 6 = 30$)

Internal: 30 Marks

Two Internal Assessment Examinations will be conducted, each carrying 50 marks. The higher of the two scores will be considered for the final assessment.

Lab

Practical: 100 Marks
External: 70 Marks
Internal: 30 Marks

External (Two programs): 70 Marks

Program Writing: 10 + 10 Marks
Algorithm & Flowchart: 5 + 5 Marks
Program Execution: 15 + 15 Marks
Viva: 10 Marks

Internal Assessment (30 Marks)

Internal Assessment Examinations will be conducted, carrying 50 marks

Record: 5 Marks
Attendance: 5 Marks
Program Writing: 15 Marks
Program Execution: 15 Marks
Viva: 10 Marks

विद्याधनं सर्वधनप्रधानं

ARYAVART INTERNATIONAL UNIVERSITY

Tilthai, Dharmanagar, North Tripura-799250

Syllabus for B Sc (IT)

Semester 6

Theory									
Course Code	Topic	L	T	P	Credit	External Marks	Internal Marks	Practical Marks	Total Marks
24CS601	Data Warehousing and Data Mining	3	1	0	4	70	30	0	100
24CS603	Internet of Things	4	0	0	4	70	30	0	100
Skill Enhancement Course (SEC-2) (Choose any one)									
24CS614	Mobile Application Development	4	0	0	4	70	30	0	100
24CS602	E-Commerce	4	0	0	4	70	30	0	100
Project									
24PR501	Major Project	0	6	0	6	70	0	30	100
24PR502	Seminar/Conference Presentation	0	2	0	2	0	0	100	100
Practical									
24CS693	IOT Lab	0	0	2	2	0	30	70	100
Total					22	280	120	200	600

ARYAVART INTERNATIONAL UNIVERSITY



विद्याधनं सर्वधनप्रधानं

Detailed Syllabus

DATA WAREHOUSING AND DATA MINING

Code: 24CS601

Max Marks: 70

Course Objectives: This course provides an overview of fundamental data warehousing and data mining concepts. It introduces the concepts and strategies necessary to build and deploy a data warehouse as a decision support tool for an enterprise. Different data mining techniques e.g. classification, clustering would also be covered in this course. The course objective is that its successful completion should enable students to engineer database warehouse and to apply mining on real world data repositories.

UNIT I

(11 Hrs)

Introduction to Data Warehousing: Overview, Difference between Database System and Data Warehouse, The Compelling Need for data warehousing, Data warehouse– The building Blocks: Defining Features, data warehouses and data marts, overview of the components, three tier architecture, Metadata in the data warehouse.

ETL tools: - Defining the business requirements: Dimensional analysis, information packages – a new concept, requirements gathering methods, requirements definition: scope and content.

UNIT II

(11 Hrs)

Principles of Dimensional Modelling: Objectives, From Requirements to data design, Multi-Dimensional Data Model, Schemas: the STAR schema, the Snowflake schema, fact constellation schema.

OLAP in the Data Warehouse: Demand for Online Analytical Processing, limitations of other analysis methods, OLAP definitions and rules, OLAP characteristics, major features and functions, hyper cubes.

OLAP Operations: Drill-down and roll-up, slice-and-dice, pivot or rotation, OLAP models, overview of variations, the MOLAP model, the ROLAP model, the DOLAP model, ROLAP versus MOLAP, OLAP implementation considerations. Query and Reporting, Executive Information Systems (EIS), Data Warehouse and Business Strategy.

UNIT III

(10 Hrs)

Data mining and data pre-processing:

Data mining: Introduction, What kind of data can be mined, what kind of patterns to be mined, which technologies are used, what kinds of applications are targeted, Major issues in data mining.

Data pre-processing: Overview of Data pre-processing, data cleaning, data integration, data reduction, data transformation and data discretization, exploring data using IRIS datasets. Introduction to a priori algorithm for association mining rule.

UNIT IV

(10 Hrs)

Data mining applications and Data mining Tools:

Applications of data mining: Data mining for retail and telecommunication industries, data mining and recommender systems.

Introduction to data mining tools (open source): Weka-Rapid Miner, IBM Watson for classification and clustering algorithms using IRIS Datasets.

Text Book:

1. Kamber and Han, "Data Mining Concepts and Techniques", Third edition, Hartcourt India P. Ltd., 2012.
2. Pang-Ning Tan, Michael Steinbach, Vipin Kumar, "Introduction to data mining", Pearson education, 2006.
3. Paul Raj Poonia, "Fundamentals of Data Warehousing", John Wiley & Sons, 2004.

Reference Books:

1. Ashok N. Srivastava, Mehran Sahami, "Text Mining Classification, Clustering, and Applications", Published by Chapman and Hall/CRC 1st Edition, June 23, 2009.
2. Ian H., Eibe Frank, Mark A. Hall, Christopher Pal "Data Mining: Practical Machine Learning Tools and Techniques" Published by Morgan Kaufmann; 4th edition ,December 1, 2016.
3. G. K. Gupta, "Introduction to Data Mining with Case Studies", PHI, 2006.
4. Alex Berson and Stephen J. Smith, "Data Warehousing, Data Mining & OLAP", Tata McGraw Hill, 1 July 2017.
5. Shmueli, "Data Mining for Business Intelligence: Concepts, Techniques and Applications in Microsoft Excel with XLMiner", Wiley Publications.

INTERNET OF THINGS

Code: 24CS603

Max Marks: 70

Course Objectives: This course focuses on the latest microcontrollers with application development, product design and prototyping. The Internet of Things (IOT) is the next wave, world is going to witness. Internet of Things is a term given to the attempt of connecting objects to the internet and also to each other - allowing people and objects themselves to analyze data from various sources in real-time and take necessary actions in an intelligent fashion.

UNIT I

(10 Hrs)

Internet of Things (IoT): Vision, Definition, Conceptual framework, Architectural view, Technology behind IoT, Sources of the IoT, M2M Communication, IoT examples.

Design Principles for Connected Devices: IoT/M2M systems layers and design standardization, Communication technologies, Data enrichment and consolidation, Ease of designing and affordability.

UNIT II

(10 Hrs)

Hardware for IoT: Sensors, Digital sensors, Actuators, Radio frequency identification (RFID) technology, Wireless sensor networks, Participatory sensing technology.

Embedded Platforms for IoT: Embedded computing basics, Overview of IOT supported hardware platforms such as Arduino, Net Arduino, Raspberry Pi, Beagle Bone, Intel Galileo boards and ARM cortex.

UNIT III

(11 Hrs)

Network & Communication Aspects in IoT: Wireless medium access issues, MAC protocol survey, Survey routing protocols, Sensor deployment & Node discovery, Data aggregation & dissemination

Programming the Arduino: Arduino platform boards' anatomy, Arduino IDE, Coding using emulator, using libraries, Additions in Arduino, Programming the Arduino for IoT.

UNIT IV

(11 Hrs)

Challenges in IoT Design Challenges: Development challenges, Security challenges, other challenges.

IoT Applications: Smart metering, E-health, City automation, Automotive applications, home automation, Smart cards, communicating data with H/W units, Mobiles, Tablets, Designing of smart street lights in smart city.

Text Book:

1. Rajan Gupta, Supriya Madan, "Fundamentals of IoT", BPB Publications, 1st Edition, 2023.
2. Olivier Hersent, David Boswarthick, Omar Elloumi, "The Internet of Things Key Applications and Protocols", Wiley.
3. Jeeva Jose, "Internet of Things", Khanna Publishing House.
4. Michael Miller, "The Internet of Things", Pearson Education.
5. Raj Kamal, "Internet of Things", McGraw-Hill, 1st Edition, 2016.

Reference Books:

1. Arshdeep Bahga and Vijay Madiseti, "Internet of Things: A Hands-on Approach", University Press, 2015.
2. Pethuru Raj and Anupama C. Raman, "The Internet of Things: Enabling Technologies, Platforms, and Use Cases", CRC Press, 2017.

विद्याधनं सर्वधनप्रधानं

MOBILE APPLICATION DEVELOPMENT

Code: 24CS614

Max Marks: 70

Course Objectives: This course is concerned with the development of applications on mobile and wireless computing platforms. Android will be used as a basis for teaching programming techniques and design patterns related to the development of standalone applications and mobile portals to enterprise and m-commerce systems. Emphasis is placed on the processes, tools and frameworks required to develop applications for current and emerging mobile computing devices. Students will work at all stages of the software development life-cycle from inception through to implementation and testing. In doing so, students will be required to consider the impact of user characteristics, device capabilities, networking infrastructure and deployment environment, in order to develop software capable of meeting the requirements of stakeholders.

UNIT I

(14 Hrs)

Introduction: Brief history of mobile applications, Different types of mobile applications, Brief history of Android, Introduction to Android Development Environment, Android Application.

Design Essentials: Anatomy of an Android application, Creating First Android Application, Creating Android project, Project organization, setting up real Android device, setting up Android emulator, developing simple user interface, running your first application.

Android terminologies, Application Context, Activities, Services, Intents, Receiving and Broadcasting Intents, Android Manifest File and its common settings, Using Intent Filter, Permissions.

UNIT II

(11 Hrs)

User Interface in Android: Adaptive and responsive user interfaces, User Input Controls, Menus, Screen Navigation, RecyclerView, Drawable, Themes and Styles, Fragments Fragment Life Cycle, Introduction to Material Design.

Android Application Components: App Widgets, Processes and Threads, User Interface Components, Views and layouts, Input controls, Input Events, Settings, Dialogs, Menus, Notifications, Toasts, Testing the user interface.

UNIT III

(11 Hrs)

Background tasks: Async Task, Async Task Loader, Connecting App to Internet, Broadcast receivers, Services, Notifications, Alarm managers.

Sensor, Location and Maps: Sensor Basic, Motion and Position Sensors, Location services, Google maps API, Google Places API.

UNIT IV

(12 Hrs)

Working with data in Android: Shared Preferences, App Setting, SQLite primer, Store data using SQLite database, Content Providers, Content Resolver, Loader.

Publishing Your App: Preparing for publishing, Signing and preparing the graphics, publishing to the Android Market.

Using Common Android APIs: Using Android Data and Storage APIs, managing data using Sqlite, Sharing Data between Applications with Content Providers, Using Android Networking APIs, using android Web APIs, Using Android Telephony APIs, Deploying Android Application to the World.

Text Book:

1. Lauren Darcey and Shane Conder, "Android Wireless Application Development", Pearson Education, 2nd ed. (2011).
2. Wei-Meng Lee, "Beginning Android 4 Application Development", Wiley India Pvt. Ltd.
3. J. F. DiMarzio, "Android: A Programmers Guide", McGraw Hill Education (India) Private Limited.

Reference Books:

1. Paul Deitel, "Android for Programmers: An App-Driven Approach", 1st Edition, Pearson India.
2. Wei-Meng Lee, "Beginning Android Application Development", Wiley Publishing.

विद्याधनं सर्वधनप्रधानं

ARYAVART INTERNATIONAL UNIVERSITY
Tilthai, Dharmanagar, North Tripura

E-COMMERCE

Code: 24CS602

Max Marks: 70

Course Objectives: The objectives of the course are to introduce the concept of electronic commerce, and to understand how electronic commerce is affecting business enterprises, governments, consumers and people in general. In addition, this skill enhancement paper will provide elementary knowledge to students to acquaint with the art and skill of developing websites using relevant software tools.

UNIT I

(10 Hrs)

Introduction: Definition of Electronic Commerce, Evolution of e-commerce, E-Commerce & E Business, Unique features of e-commerce, applications of E-Commerce, advantages and disadvantages of E-commerce, Types of e-commerce: B2B, B2C, C2C, M-commerce, Social Commerce

E-commerce infrastructure: Technological building blocks: Internet, web and mobile applications

UNIT II

(11 Hrs)

Building an e-commerce presence: Planning, System Analysis, Design, Choosing Software, Hardware, Other E-commerce site tools: Tools For website design, Tools for SEO, Interactivity and active contents (Server-side scripting)

Important Components of E-commerce website: Product Cataloguing, Product Listing Page, Product description Page, Cart building and Checkout, third party integrations: Payment systems, Data Layer Integrations for analytics, Customer support integration, Order tracking, Shipping, return and cancellation

New Technologies for E-commerce: Chatbots, Recommendation systems (Personalisation), Smart Search, Product Comparison, Augmented reality, Big data, Cloud computing

UNIT III

(11 Hrs)

Electronic Payment Systems-

Overview of Electronics payments, electronic Fund Transfer, Digital Token based Electronics payment System, Smart Cards, Credit Cards, Debit Cards, Emerging financial Instruments Smartphone wallet, Social / Mobile Peer to Peer Payment systems, Digital Cash and Virtual Currencies, Online Banking, Payment Gateway, Electronic Billing Presentment and Payment.

UNIT IV

(11 Hrs)

Security Threats and Issues: Cybercrimes, Credit card frauds/theft, Identity fraud, spoofing, sniffing, DOS and DDOS attacks, social network security Issues, Mobile Platform Security issues, Cloud security issues

Technology Solutions: Encryption: Secret Key Encryption, Public Key Encryption, Digital Certificates and public key infrastructure

Securing channels: Secured Socket Layer (SSL), Transport Layer Security (TLS), Virtual Private Network (VPN), Protecting Networks: Firewalls, Proxy Servers, Intrusion detection and protection systems, Anti-Virus software

Text Book:

1. Kenneth C. Laudon, "E-Commerce: Business, Technology and Society", 15th Edition, Pearson education.
2. KK Bajaj & Debjani Nag, "E-Commerce: The Cutting Edge of Business", McGraw Hill, II edition, 2015.
3. Efraim Turban, Jae Lee, David King, H. Michael Chung, "Electronic Commerce– A Managerial Perspective", Addison-Wesley.

Reference Books:

1. "The Complete Reference: Internet", Margaret Levine Young, Tata McGraw Hill.
2. "E-Commerce: Concepts, Models, Strategies", CSV Murthy, Himalayas Publishing House.
3. "Frontiers of Electronic Commerce", Ravi Kalakota & Andrew B. Wilson, Addison-Wesley (An Imprint of Pearson Education).
4. "Network Security Essentials: Applications & Standards", William Stallings, Pearson Education.

विद्याधनं सर्वधनप्रधानं

MAJOR PROJECT

Code: 24PR501

Max Marks: 70

PROJECT REPORT

All the students are required to submit a report based on the project work done by them during the sixth semester.

SYNOPSIS (SUMMARY/ABSTRACT):

All students must submit a summary/abstract separately with the project report. Summary, preferably, should be of about 3-4 pages. The content should be as brief as is sufficient enough to explain the objective and implementation of the project that the candidate is going to take up. The write up must adhere to the guidelines and should include the following:

- Name/Title of the Project
- Statement about the Problem
- Why are the particular topic chosen?
- Objective and scope of the Project
- Methodology (including a summary of the project)
- Hardware & Software to be used
- Testing Technologies used
- What contribution would the project make?

TOPIC OF THE PROJECT- This should be explicitly mentioned at the beginning of the Synopsis. Since the topic itself gives a peep into the project to be taken up, candidate is advised to be prudent on naming the project. This being the overall impression on the future work, the topic should corroborate the work.

OBJECTIVE AND SCOPE: This should give a clear picture of the project. Objective should be clearly specified. What the project ends up to and in what way this is going to help the end user has to be mentioned.

PROCESS DESCRIPTION: The process of the whole software system proposed, to be developed, should be mentioned in brief. This may be supported by DFDs / Flowcharts to explain the flow of the information.

RESOURCES AND LIMITATIONS: The requirement of the resources for designing and developing the proposed system must be given. The resources might be in form of the hardware/software or the data from the industry. The limitation of the proposed system in respect of a larger and comprehensive system must be given.

CONCLUSION: The write-up must end with the concluding remarks- briefly describing innovation in the approach for implementing the Project, main achievements and also any other important feature that makes the system stand out from the rest.

The following suggested guidelines must be followed in preparing the Final Project Report:

Good quality white A4 size paper should be used for typing and duplication. Care should be taken to avoid smudging while duplicating the copies.

Page Specification: (Written paper and source code)

- Left margin- 3.0 cms
- Right margin- 2.0 cms
- Top margin- 2.54 cms
- Bottom margin- 2.54 cms
- Page numbers- All text pages as well as Program source code listing should be numbered at the bottom centre of the pages.

Normal Body Text: Font Size: 12, Times New Roman, Double Spacing, justified 6 points above and below para spacing.

Paragraph Heading Font Size: 14, Times New Roman, Underlined, Left Aligned. 12 points above & below spacing.

ARYAVART INTERNATIONAL UNIVERSITY
Tilthai, Dharmanagar, North Tripura

Chapter Heading Font Size: 20, Times New Roman, Centre Aligned, 30 points above and below spacing.

Coding Font size: 10, Courier New, Normal

Submission of Project Report to the University: The student will submit his/her project report in the prescribed format. The Project Report should include:

1. One copy of the summary/abstract.
2. One hard Copy of the Project Report.
3. The Project Report may be about 75 pages (excluding coding).

FORMAT OF THE STUDENT PROJECT REPORT ON COMPLETION OF THE PROJECT

- I. Cover Page as per format
- II. Acknowledgement
- III. Certificate of the project guide
- IV. Synopsis of the Project
- V. Main Report
 - i. Objective & Scope of the Project
 - ii. Theoretical Background Definition of Problem
 - iii. System Analysis & Design vis-à-vis User Requirements
 - iv. System Planning (PERT Chart)
 - v. Methodology adopted System Implementation & Details of Hardware & Software used System Maintenance & Evaluation
 - vi. Detailed Life Cycle of the Project
 - a. ERD, DFD
 - b. Input and Output Screen Design
 - c. Process involved
 - d. Methodology used testing
 - e. Test Report, Printout of the Report & Code Sheet
- VI. Coding and Screenshots of the project
- VII. Conclusion and Future Scope
- VIII. References

Formats of various certificates and formatting styles are as:

1. Certificate from the Guide

CERTIFICATE

This is to certify that this project entitled “xxxxxxxxxxxxxxxxxxxxxxxxxxx xxx” submitted in partial fulfillment of the degree of Bachelor of Science (IT) to the “xxxxxxxxxxxxxxxxxxxxxxxxxxx” through xxxxxxxxxxxx done by Mr./Ms. _____ Enrollment No. _____ is an authentic work carried out by him/her at _____ my guidance. The matter embodied in this project work has not been submitted earlier for award of any degree to the best of my knowledge and belief.

Signature of the student

Signature of the Guide

विद्याधनं सर्वधनप्रधानं

ARYAVART INTERNATIONAL UNIVERSITY
Tilthai, Dharmanagar, North Tripura

2. Project Report Cover Page Format:

Title of the Project/report
(Times New Roman, Italic, Font size= 24)

**Submitted in partial fulfilment of the requirements for the award of the degree of
Bachelor of Science (IT) (Bookman Old Style, 16points, centre)**

Submitted to:
(Guide Name)

Submitted by:
(Student's name)
Enrolment No.:

3. Self-Certificate by the students

SELCERTIFICATE

This is to certify that the dissertation/project report entitled "....." is done by me is an authentic work carried out for the partial fulfillment of the requirements for the award of the degree of Bachelor of Science (IT) under the guidance of _____. The matter embodied in this project work has not been submitted earlier for award of any degree or diploma to the best of my knowledge and belief.

Signature of the student
Name of the Student
Enrollment No.

ARYAVART
INTERNATIONAL UNIVERSITY

4. ACKNOWLEDGEMENTS

In the "Acknowledgements" page, the writer recognizes his indebtedness for guidance and assistance of the thesis adviser and other members of the faculty. Courtesy demands that he also recognizes specific contributions by other persons or institutions such as libraries and research foundations. Acknowledgements should be expressed simply, tastefully, and tactfully.

विद्याधनं सर्वधनप्रधानं

ARYAVART INTERNATIONAL UNIVERSITY
Tilthai, Dharmanagar, North Tripura

SEMINAR/ CONFERENCE PRESENTATION

Code: 24PR502
Max. Marks: 100

OBJECTIVE:

Seminars/Conferences and Presentations provide a platform to the students, where they can learn from what others are doing, learn about new things, ideas and important tips related to new technologies. To foster the Innovations happening in upcoming technologies and harnessing the entrepreneurial opportunities, Institutes must provide ample opportunities to the students to learn and yield the advantages of new advancements in the field of technology. It is expected from a student to learn latest in the industry and write an article related to it and present their findings in front of a panel.

The following points need to be considered while planning and evaluating the presentation:

- The seminars must be conducted after every 15 days/ or a month. A minimum of 3-4 seminar sessions can be organized during the semester.
- A minimum of 7-8 slides must be there which would include the title slide. The first slide should be the Introduction slide and the last one reference slide wherein all the links/books references/paper reference to paper must be quoted. The rest of the slides should focus on the technology, application areas etc.
- The title of the seminar must be related to the field of Information technology and must talk about the latest innovation/technology like IOT, Machine learning, Deep learning, AI Cloud computing, Mobility, Hand held devices, Social Computing, NOSQL Database, CRM, Social CRM, Open Source Application Development Frameworks, Zero Trust Security Framework/ Architecture, Big Data/ Data Lake, Emerging and Innovative Technologies, Conversational AI, Sentiments Analysis, DevOps, Real time Analytics, Fraud Detection. Proper approval must be taken before starting the work.
- Student's feedback must be taken after taking the seminar as to what learning they have gathered after studying the topics. For this, a feedback form may be designed using Google form utility.

ARYAVART
INTERNATIONAL UNIVERSITY



विद्याधनं सर्वधनप्रधानं

ARYAVART INTERNATIONAL UNIVERSITY
Tilthai, Dharmanagar, North Tripura

IOT LAB

Code: 24CS693

Max. Marks: 70

(BASED ON 24CS603) Internet of Things

List of Practical:

1. Study and Install IDE of Arduino
2. Write the steps to add libraries in Arduino and setup of Arduino IDE for programming.
3. Write a Program using Arduino for Blink LED.
4. Write a Program for monitoring Temperature using Arduino and LM35Temperature Sensors.
5. Write a Program for Controlling Raspberry Pi with WhatsApp.
6. Write a program to shows how to fade an LED on pin 9 using the analogue Write () function.
7. Write the steps to add blynk libraries for Node MCU and account on IFTTT for home automation.
8. Write a program of Fade LED using Node MCU (ESP8266) and blynk app
9. Write a program for Arduino by using Ultrasonic sensors and servo motor (HC- SR04), and make a smart dustbin.
10. Write a program for controlling bulb on/off by using Blynk app.

Suggested IOT based Applications:

1. Create home automation project for controlling electrical home appliances via Google assistant or any other IOT based project may be undertaken.
2. Setting up Wireless Access Point using Raspberry Pi.
3. Fingerprint Sensor interfacing with Raspberry Pi
4. Raspberry Pi GPS Module Interfacing.
5. Visitor Monitoring with Raspberry Pi and Pi Camera

Note:

1. **In total 10 practical and one application to be implemented. 2 additional practicals may be given by the course instructor.**
2. **This is a suggestive list of programs. However, the instructor may add programs as per the requirement of the course.**

ARYAVART
INTERNATIONAL UNIVERSITY



विद्याधनं सर्वधनप्रधानं

ARYAVART INTERNATIONAL UNIVERSITY
Tilthai, Dharmanagar, North Tripura

Theory Paper

Total: 100 Marks
External: 70 Marks
Internal: 30 Marks

External: 70 Marks

10 Question (MCQ): 1 mark each ($1 \times 10 = 10$)
Answer any 6 out of 8 (Very Short 20-30 Words): 2 marks each ($2 \times 6 = 12$)
Answer any 6 out of 8 (Short 50-70 Words): 3 marks each ($3 \times 6 = 18$)
Answer any 6 out of 8 (Long 100-120 Words): 5 marks each ($5 \times 6 = 30$)

Internal: 30 Marks

Two Internal Assessment Examinations will be conducted, each carrying 50 marks. The higher of the two scores will be considered for the final assessment.

Practical: 100 Marks
External: 70 Marks
Internal: 30 Marks

External (Two programs): 70 Marks

Program Writing: 10 + 10 Marks

Algorithm & Flowchart: 5 + 5 Marks

Program Execution: 15 + 15 Marks

Viva: 10 Marks

Internal Assessment (30 Marks)

Internal Assessment Examinations will be conducted, carrying 50 marks

Record: 5 Marks

Attendance: 5 Marks

Program Writing: 15 Marks

Program Execution: 15 Marks

Viva: 10 Marks

विद्याधनं सर्वधनप्रधानं